



Schindler 5500

Design Brochure





Freedom of design

Create the look and feel of your elevator just the way you always imagined it. Our different design lines give you the freedom of choice, from preconfigured cars to your own concept, from functional to sophisticated.

Contents

The 4 design lines “Navona”, “Times Square”, “Park Avenue” and “Sunset Boulevard” provide you with a wide range of decoration.

Choose your design solution to match your architectural styling concept and ideas.

Add ambiance with modern, fresh colors and patterns, selected materials and lights to provide a unique ride experience.



Navona

4



Times Square

14



Park Avenue

26



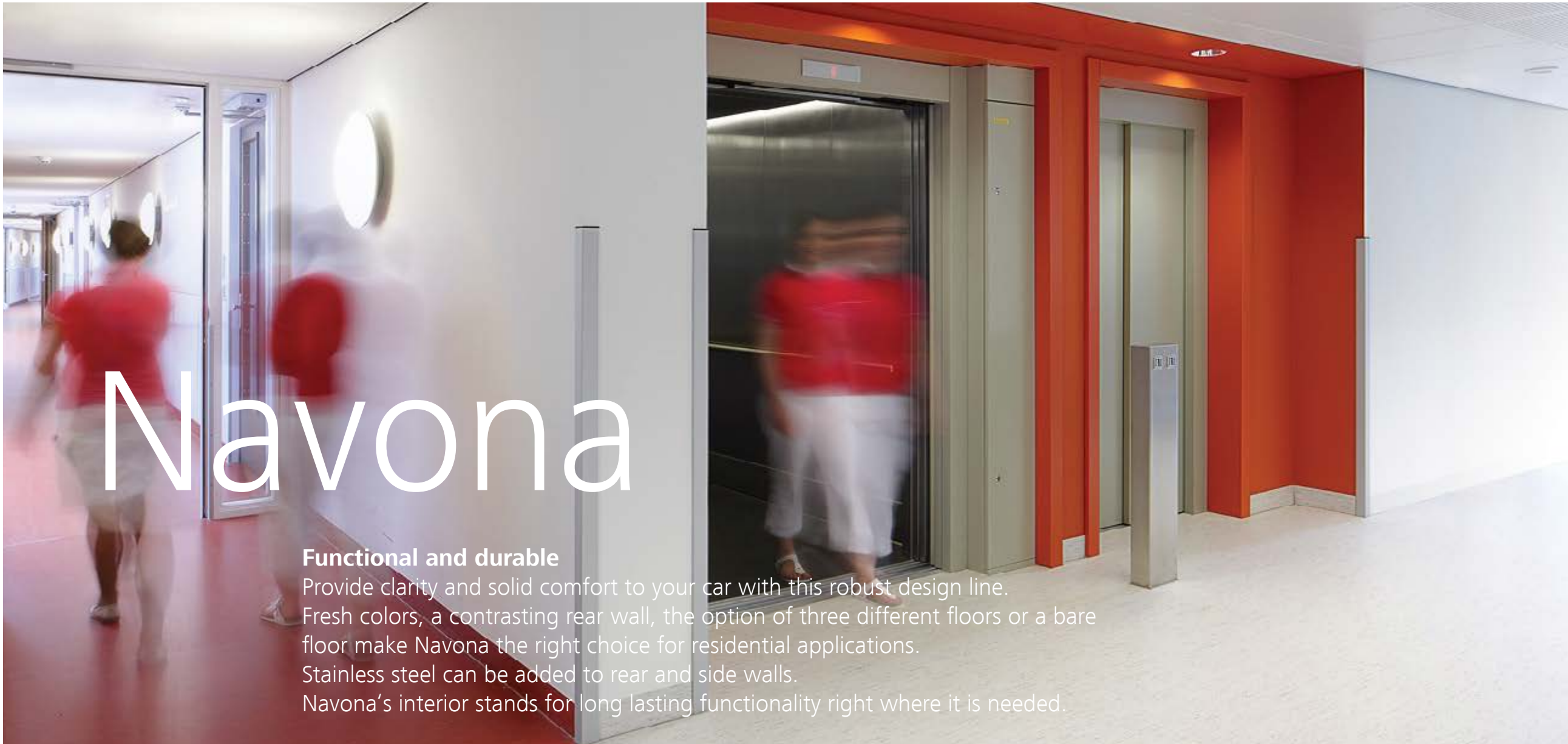
Sunset Boulevard

40



Options, fixtures
& PORT Technology

58



Navona

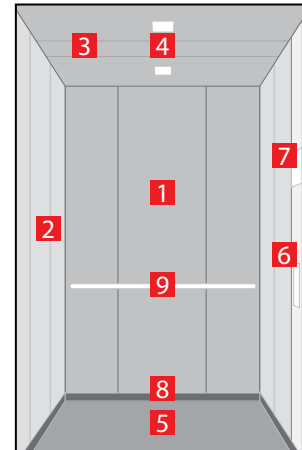
Functional and durable

Provide clarity and solid comfort to your car with this robust design line. Fresh colors, a contrasting rear wall, the option of three different floors or a bare floor make Navona the right choice for residential applications. Stainless steel can be added to rear and side walls. Navona's interior stands for long lasting functionality right where it is needed.



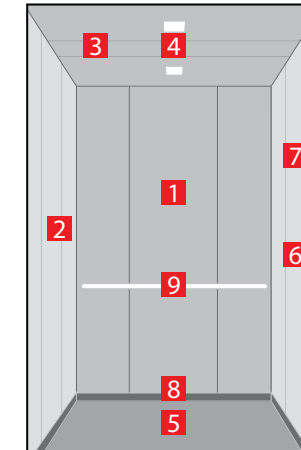


Navona Capri Yellow



- 1. **Rear wall:** Painted Riga Grey
- 2. **Side walls:** Painted Capri Yellow
- 3. **Ceiling:** Painted Riga Grey
- 4. **Light arrangement:** LED Square
- 5. **Floor:** Grey studded rubber
- 6. **Car operating panel:**
Linea 100 stainless steel brushed
- 7. **Display:** Red LED dot matrix
- 8. **Kick plate:** Protruding painted black
- 9. **Handrail:** Straight stainless steel hairline

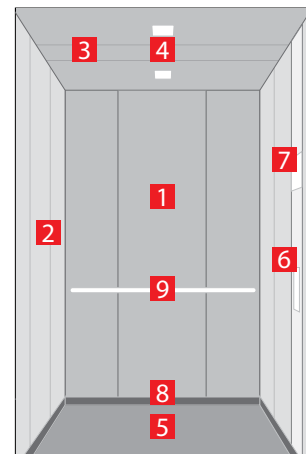
Navona San Marino Blue



- 1. **Rear wall:** Painted Riga Grey
- 2. **Side walls:** Painted San Marino Blue
- 3. **Ceiling:** Painted Riga Grey
- 4. **Light arrangement:** LED Square
- 5. **Floor:** Grey studded rubber
- 6. **Car operating panel:**
Linea 100 stainless steel brushed
- 7. **Display:** Red LED dot matrix
- 8. **Kick plate:** Protruding painted black
- 9. **Handrail:** Straight stainless steel hairline

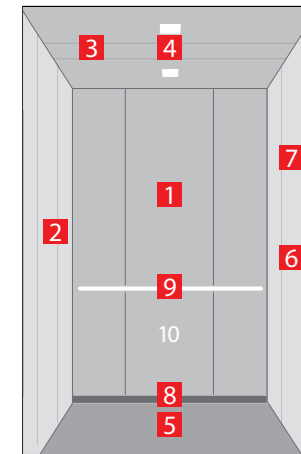


Navona Ravenna Orange



1. **Rear wall:** Painted Polar White
2. **Side walls:** Painted Ravenna Orange
3. **Ceiling:** Painted Polar White
4. **Light arrangement:** LED Square
5. **Floor:** Aluminium Checker Plate
6. **Car operating panel:** Linea 100 stainless steel brushed
7. **Display:** Red LED dot matrix
8. **Kick plate:** Protruding painted black
9. **Handrail:** Straight stainless steel hairline

Navona Genoa Green with Bumper rails

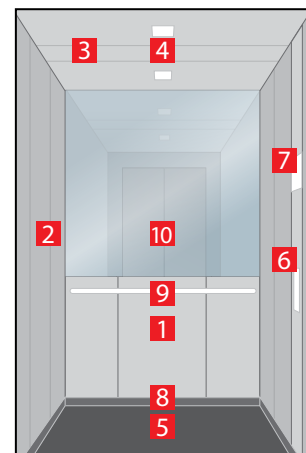


1. **Rear wall:** Painted Polar White
2. **Side walls:** Painted Genoa Green
3. **Ceiling:** Painted Polar White
4. **Light arrangement:** LED Square
5. **Floor:** Grey studded rubber
6. **Car operating panel:** Linea 100 stainless steel brushed
7. **Display:** Red LED dot matrix
8. **Kick plate:** Protruding painted black
9. **Handrail:** Straight stainless steel hairline
10. **Bumper rails:** Stainless steel brushed



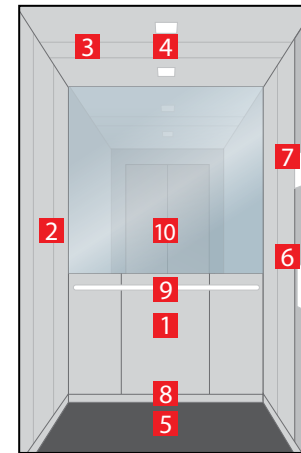


Navona Genoa Green



1. **Rear wall:** Painted Polar White
2. **Side walls:** Painted Genoa Green
3. **Ceiling:** Painted Polar White
4. **Light arrangement:** LED Square
5. **Floor:** Black speckled rubber
6. **Car operating panel:** Linea 100 stainless steel brushed
7. **Display:** Red LED dot matrix
8. **Kick plate:** Flushed painted white aluminium
9. **Handrail:** Revolving stainless steel hairline
10. **Mirror:** Rear wall half height

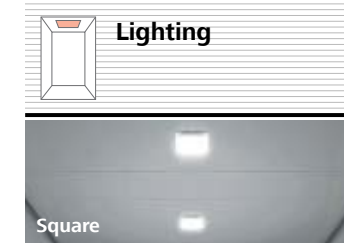
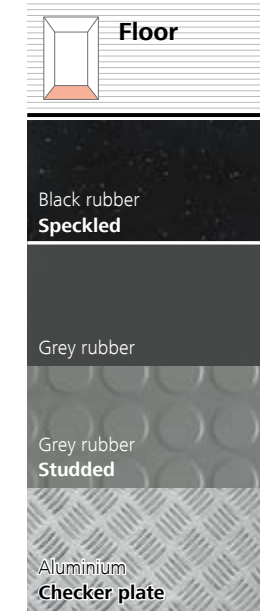
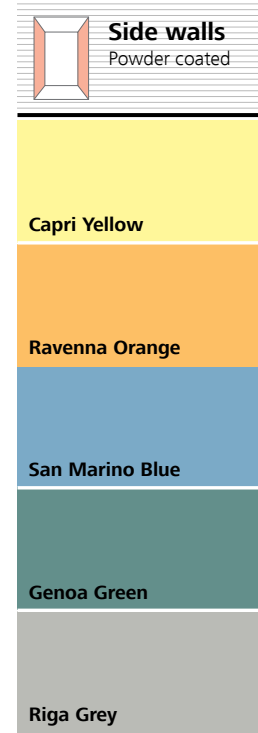
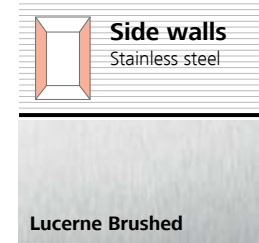
Navona Lucerne Brushed



1. **Rear wall:** Stainless steel Lucerne Brushed
2. **Side walls:** Stainless steel Lucerne Brushed
3. **Ceiling:** Stainless steel Lucerne Brushed
4. **Light arrangement:** LED Square
5. **Floor:** Black speckled rubber
6. **Car operating panel:** Linea 100 stainless steel brushed
7. **Display:** Red LED dot matrix
8. **Kick plate:** Flushed painted white aluminium
9. **Handrail:** Revolving stainless steel hairline
10. **Mirror:** Rear wall half height



Navona personalization





Times Square

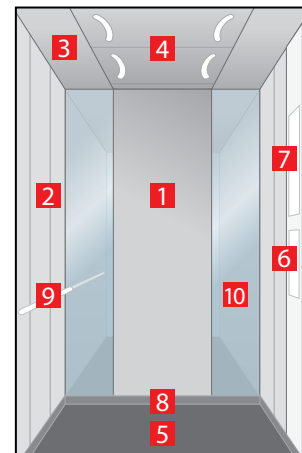
Modern and versatile

Determine your contemporary look. Choose from warm or cool colors to create a fresh look or combine the options to enhance contrast for more depth. Select glass doors and walls for transparency. Use a bare car option to create your style and taste. Times Square adds distinctive features to any public, commercial or residential building.



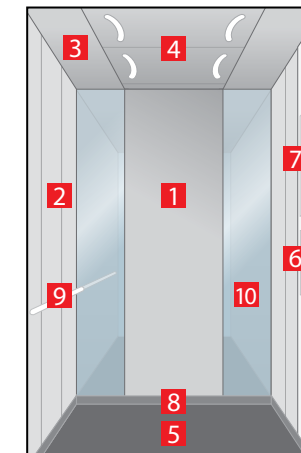


Times Square Lucerne Brushed & Tangier Orange




1. **Rear wall:** Stainless steel Lucerne Brushed
2. **Side walls:** Laminate Tangier Orange
3. **Ceiling:** Stainless steel Lucerne Brushed
4. **Light arrangement:** LED Bracket
5. **Floor:** Brown artificial granite
6. **Car operating panel:** Linea 300 White stainless steel brushed
7. **Display:** Red LED dot matrix
8. **Kick plate:** Flushed stainless steel brushed
9. **Handrail:** Straight stainless steel hairline
10. **Mirror:** Rear wall, right and leftmost panel

Times Square Lucerne Brushed & Cadiz Blue

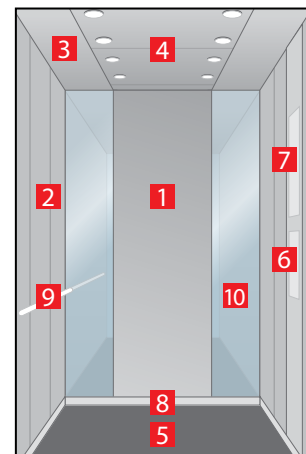


1. **Rear wall:** Stainless steel Lucerne Brushed
2. **Side walls:** Laminate Cadiz Blue
3. **Ceiling:** Stainless steel Lucerne Brushed
4. **Light arrangement:** LED Bracket
5. **Floor:** Grey artificial granite
6. **Car operating panel:** Linea 300 White stainless steel brushed
7. **Display:** Red LED dot matrix
8. **Kick plate:** Flushed stainless steel brushed
9. **Handrail:** Straight stainless steel hairline
10. **Mirror:** Rear wall, right and leftmost panel



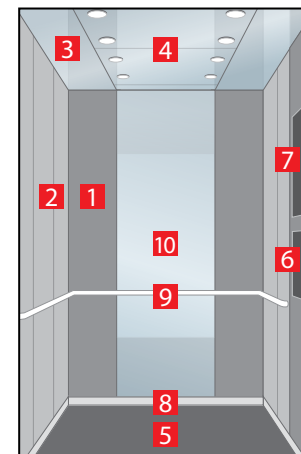


Times Square Lucerne Brushed & Siena Brown



1. **Rear wall:** Stainless steel Lucerne Brushed
2. **Side walls:** Laminate Siena Brown
3. **Ceiling:** Stainless steel Lucerne Brushed
4. **Light arrangement:** LED Spots
5. **Floor:** Brown artificial granite
6. **Car operating panel:** Linea 300 White stainless steel brushed
7. **Display:** Red LED dot matrix
8. **Kick plate:** Flushed stainless steel brushed
9. **Handrail:** Straight stainless steel hairline
10. **Mirror:** Rear wall, right and leftmost panel

Times Square Lausanne Linen & Seville Sunset

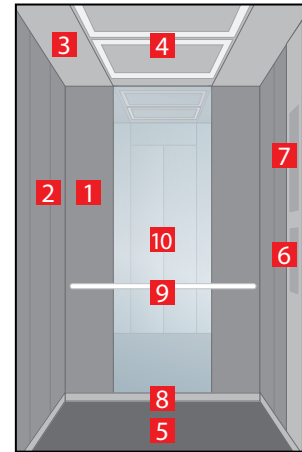


1. **Rear wall:** Stainless steel Lausanne Linen
2. **Side walls:** Laminate Seville Sunset
3. **Ceiling:** Stainless steel Montreux Mirror
4. **Light arrangement:** LED Spots
5. **Floor:** Black artificial granite
6. **Car operating panel:** Linea 300 Black stainless steel brushed
7. **Display:** Red LED dot matrix
8. **Kick plate:** Protruding stainless steel brushed
9. **Handrail:** Revolving stainless steel hairline
10. **Mirror:** Rear wall middle panel



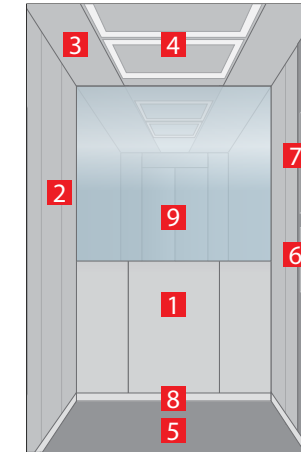


Times Square Milan Grey



1. **Rear wall:** Laminate Milan Grey
2. **Side walls:** Laminate Milan Grey
3. **Ceiling:** Painted Riga Grey
4. **Light arrangement:** LED Indirect
5. **Floor:** Grey artificial granite
6. **Car operating panel:** Linea 300 White stainless steel brushed
7. **Display:** TFT LCD display
8. **Kick plate:** Protruding painted white aluminium
9. **Handrail:** Straight stainless steel hairline
10. **Mirror:** Rear wall middle panel

Times Square Geneve Dama

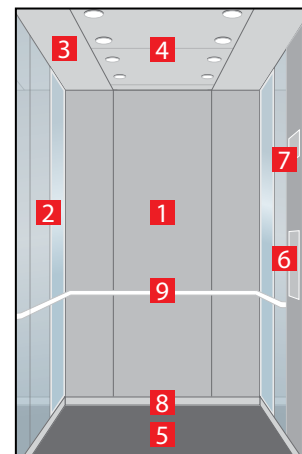


1. **Rear wall:** Stainless steel Geneve Dama
2. **Side walls:** Stainless steel Geneve Dama
3. **Ceiling:** Stainless steel Lucerne Brushed
4. **Light arrangement:** LED Indirect
5. **Floor:** Black artificial granite
6. **Car operating panel:** Linea 300 Black stainless steel brushed
7. **Display:** TFT LCD display
8. **Kick plate:** Protruding stainless steel brushed
9. **Mirror:** Rear wall half height



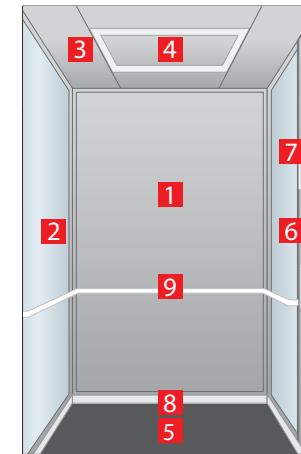


Times Square Tahiti Green & Montreux Mirror



1. **Rear wall:** Laminate Tahiti Green
2. **Side walls:** Partial glass & stainless steel Montreux Mirror
3. **Ceiling:** Painted Polar White
4. **Light arrangement:** LED Spots
5. **Floor:** Black artificial granite
6. **Car operating panel:** Linea 300 White stainless steel brushed
7. **Display:** TFT LCD display
8. **Kick plate:** Flushed stainless steel brushed
9. **Handrail:** Revolving stainless steel hairline

Times Square Full Glass cabin



1. **Rear wall:** Glass
2. **Side walls:** Glass
3. **Ceiling:** Stainless steel Lucerne Brushed
4. **Light arrangement:** LED Indirect
5. **Floor:** Black artificial granite
6. **Car operating panel:** Linea 100 stainless steel brushed
7. **Display:** Red LED dot matrix
8. **Kick plate:** Flushed stainless steel brushed
9. **Handrail:** Revolving stainless steel hairline



Times Square personalization

Walls
Stainless steel

Lucerne Brushed
Montreux Mirror
Geneva Dama
Lausanne Linen

Walls
Laminate

Dubai Blue	Seville Sunset	Siena Brown
Cadiz Blue	Tangier Orange	Milan Grey
Tahiti Green	Aswan Yellow	Polar White
Athens Grey	Suez Grey	

Note : Glass walls option available - see page 58

Ceiling

Stainless steel Lucerne Brushed
Stainless steel Montreux Mirror
Powder coated Riga Grey
Powder coated Polar White

Floor

Black rubber Speckled
Artificial granite Grey
Artificial granite Black
Artificial granite Brown
Prepared for customer-supplied floor

Lighting

Indirect
Spot
Square
Bracket

Handrail

Straight
Revolving

COP

Linea 100 Stainless steel	Linea 300 Stainless steel White	Linea 300 Stainless steel Black
------------------------------	---------------------------------------	---------------------------------------

Park Avenue

Sophisticated and elegant

Discover pure elegance with back painted glass walls or choose wood laminate to create a more contemporary ambiance. The optional wave design, a rounded transition from ceiling to rear wall, gives your car a unique appearance.

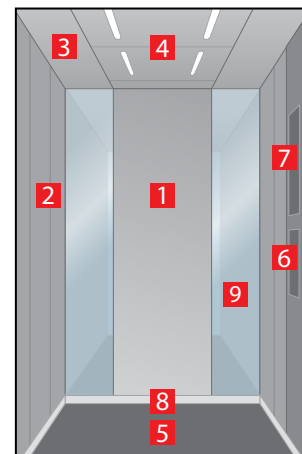
An additional highlight is a gold or silver shimmer from our metallic glass collection or a bronze or satinated grey finish on stainless steel. Matched lighting perfects the stylish design of this elevator – an ideal fit for representative buildings like high-end residential, hotels and offices.





Park Avenue

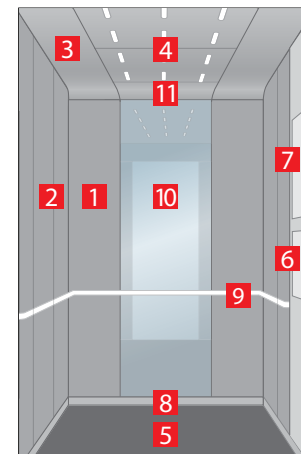
Zurich Dark Brushed & Vancouver Wood



1. **Rear wall:** Stainless steel Zurich Dark Brushed
2. **Side walls:** Laminate Vancouver Wood
3. **Ceiling:** Stainless steel Zurich Dark Brushed
4. **Light arrangement:** LED Line
5. **Floor:** Brown artificial granite
6. **Car operating panel:**
Linea 300 Black stainless steel brushed
7. **Display:** Red LED dot matrix
8. **Kick plate:** Flushed stainless steel brushed
9. **Mirror:** Rear wall, right and leftmost panel

Park Avenue

Arosa Wood



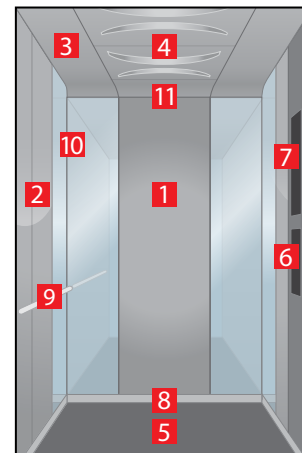
1. **Rear wall:** Laminate Arosa Wood
2. **Side walls:** Laminate Arosa Wood
3. **Ceiling:** Stainless steel Zurich Dark Brushed
4. **Light arrangement:** LED Dash
5. **Floor:** Brown artificial granite
6. **Car operating panel:**
Linea 300 White stainless steel brushed
7. **Display:** TFT LCD display
8. **Kick plate:** Flushed stainless steel brushed
9. **Handrail:** Revolving stainless steel hairline
10. **Mirror:** Rear wall middle panel
11. **Optional "Wave" design**





Park Avenue

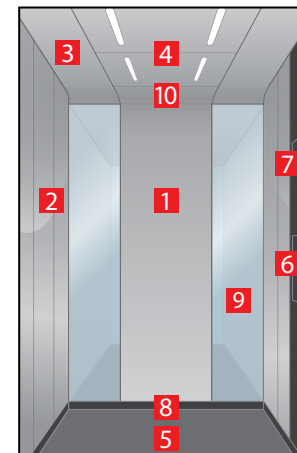
Vancouver Wood & Back painted glass Petersburg Amber



1. **Rear wall:** Laminate Vancouver Wood
2. **Side walls:** Back painted glass "Metallic" Petersburg Amber
3. **Ceiling:** Stainless steel Lugano Matt finish
4. **Light arrangement:** LED Curve
5. **Floor:** Brown artificial granite
6. **Car operating panel:** Linea 300 Black stainless steel brushed
7. **Display:** Red LED dot matrix
8. **Kick plate:** Protruding stainless steel brushed
9. **Handrail:** Straight stainless steel hairline
10. **Mirror:** Rear wall, right and leftmost panel & side walls
11. **Optional "Wave" design**

Park Avenue

Back painted glass Shanghai Red



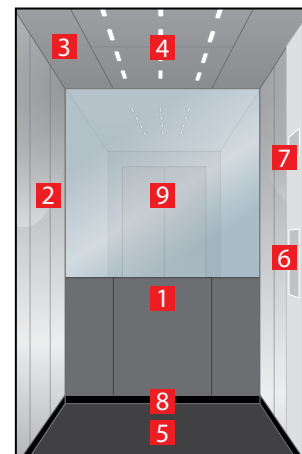
1. **Rear wall:** Stainless steel Lucerne Brushed
2. **Side walls:** Back painted glass Shanghai Red
3. **Ceiling:** Stainless steel Lucerne Brushed
4. **Light arrangement:** LED Line
5. **Floor:** Black artificial granite
6. **Car operating panel:** Linea Vetro glass black
7. **Display:** TFT LCD display
8. **Kick plate:** Flushed painted black
9. **Mirror:** Rear wall, right and leftmost panel
10. **Optional "Wave" design**





Park Avenue

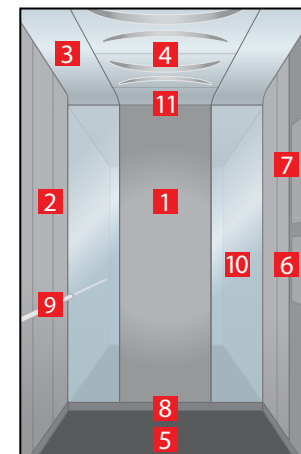
Back painted glass
Kashmir Blue



1. **Rear wall:** Stainless steel Lucerne Brushed
2. **Side walls:** Back painted glass "Metallic" Kashmir Blue
3. **Ceiling:** Stainless steel Lucerne Brushed
4. **Light arrangement:** LED Dash
5. **Floor:** Black artificial granite
6. **Car operating panel:** Linea Vetro glass white
7. **Display:** TFT LCD display
8. **Kick plate:** Protruding painted black
9. **Mirror:** Rear wall, half height full width

Park Avenue

Back painted glass
Helsinki Grey

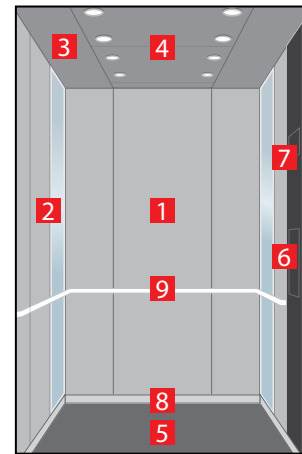


1. **Rear wall:** Stainless steel Zurich Dark Brushed
2. **Side walls:** Back painted glass "Satinated" Helsinki Grey
3. **Ceiling:** Stainless steel Montreux Mirror
4. **Light arrangement:** LED Curve
5. **Floor:** Grey artificial granite
6. **Car operating panel:** Linea 300 White stainless steel brushed
7. **Display:** Red LED dot matrix
8. **Kick plate:** Flushed stainless steel brushed
9. **Handrail:** Straight stainless steel hairline
10. **Mirror:** Rear wall, right and leftmost panel
11. **Optional "Wave" design**





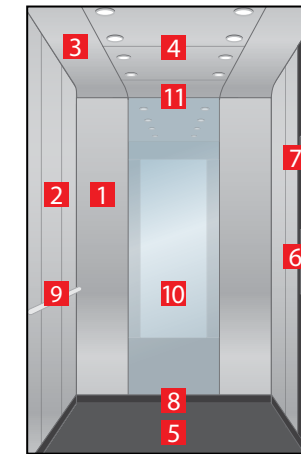
Park Avenue Lugano Matt finish



1. **Rear wall:** Stainless steel Lugano Matt finish*
2. **Side walls:** Partial glass & Stainless steel Lugano Matt finish*
3. **Ceiling:** Stainless steel Zurich Dark Brushed
4. **Light arrangement:** LED Spots
5. **Floor:** Black artificial granite
6. **Car operating panel:** Linea Vetro glass black
7. **Display:** TFT LCD display
8. **Kick plate:** Flushed painted black
9. **Handrail:** Revolving stainless steel hairline

* Custom solution in combination with partial glass

Park Avenue Doha Gold

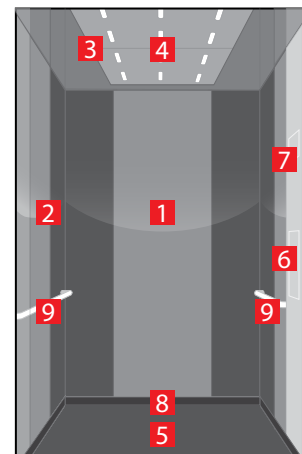


1. **Rear wall:** Stainless steel Doha Gold
2. **Side walls:** Stainless steel Doha Gold
3. **Ceiling:** Stainless steel Doha Gold
4. **Light arrangement:** LED Spots
5. **Floor:** Black artificial granite
6. **Car operating panel:** Linea Vetro glass black
7. **Display:** TFT LCD display
8. **Kick plate:** Flushed painted black
9. **Handrail:** Straight stainless steel hairline
10. **Mirror:** Rear wall middle panel
11. **Optional "Wave" design**





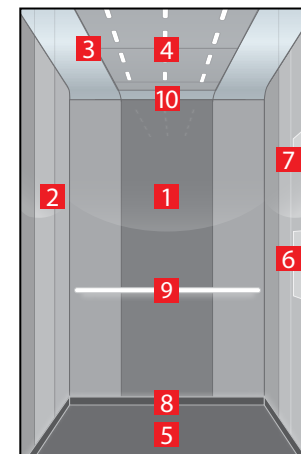
Park Avenue Custom back painted glass



1. **Rear wall:**
Back painted glass
NCS S 7010-R90B
and NCS S 2040-R80B*
2. **Side walls:**
Back painted glass
NCS S 7010-R90B,
NCS S 2040-R80B
and NCS S 2050-Y*
3. **Ceiling:** Frame: stainless
steel Montreux Mirror
& Center: stainless steel
Lugano Matt finish*
4. **Light arrangement:**
LED Dash
5. **Floor:** Black artificial granite
6. **Car operating panel:**
Linea Vetro glass white with
custom logo*
7. **Display:** TFT LCD display
8. **Kick plate:**
Flushed painted black
9. **Handrail:** Revolving
stainless steel hairline

* Custom solution

Park Avenue Custom back painted glass



1. **Rear wall:** Back painted
glass NCS S 3040-B10G
and NCS S 2030-B*
2. **Side walls:** Back painted
glass NCS S 3040-B10G, NCS S
2030-B and NCS S 2015-B50G*
3. **Ceiling:** Frame: stainless
steel Montreux Mirror
& Center: stainless steel
Lugano Matt finish*
4. **Light arrangement:**
LED Dash
5. **Floor:** Grey artificial granite
6. **Car operating panel:**
Linea Vetro custom color
with custom logo*
7. **Display:** TFT LCD display
8. **Kick plate:** Illuminated
flushed stainless steel
brushed**
9. **Handrail:** Illuminated
straight stainless steel
hairline
10. **Optional "Wave" design*****

* Custom solution ** Illuminated kick plate available from mid 2014
*** Custom solution in combination with back painted glass on rear wall



Park Avenue personalization

Walls
Stainless steel

Lucerne Brushed	Zurich Dark Brushed
Montreux Mirror	Lugano Matt finish
Lausanne Linen	Doha Gold
Geneva Dama	

Walls
Laminate

Slavonia Wood
Vancouver Wood
Chicago Wood
Arosa Wood

Walls
Back painted glass

Antigua Celestine	Metallic Petersburg Amber
Jodhpur Blue	Metallic Toronto Titanium
Shanghai Red	Metallic Leon Silver
+ NCS color	Metallic Kashmir Blue
Satinated Helsinki Grey	Metallic Stockholm Grey

Note : Glass walls option available - see page 58

Ceiling
Stainless steel

Lucerne Brushed
Montreux Mirror
Lugano Matt finish
Zurich Dark Brushed
Doha Gold

Floor

Black rubber Speckled
Artificial granite Grey
Artificial granite Black
Artificial granite Brown
Prepared for customer-supplied floor

Lighting

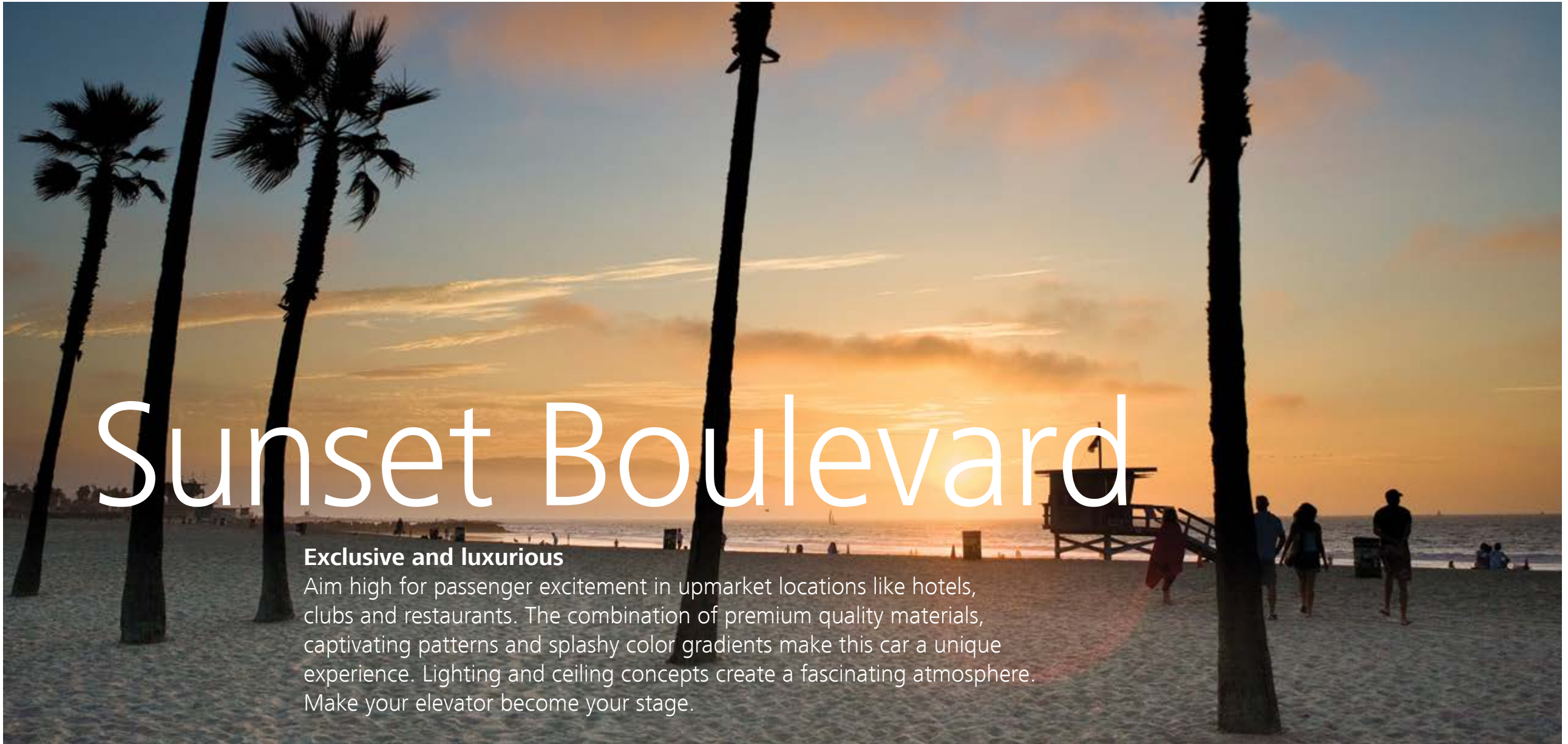
Spot
Dash
Line
Curve

Handrail

Straight
Revolving
Illuminated

COP

Linea 300 Stainless steel White	Linea Vetro Glass White
Linea 300 Stainless steel Black	Linea Vetro Glass Black



Sunset Boulevard

Exclusive and luxurious

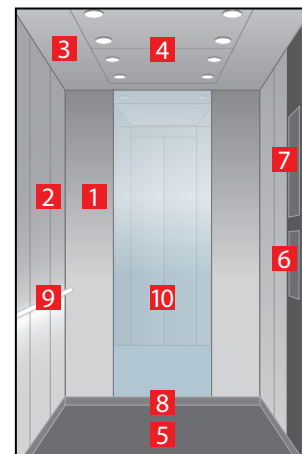
Aim high for passenger excitement in upmarket locations like hotels, clubs and restaurants. The combination of premium quality materials, captivating patterns and splashy color gradients make this car a unique experience. Lighting and ceiling concepts create a fascinating atmosphere. Make your elevator become your stage.





Sunset Boulevard


Digital decoration on satin glass Antalya Blue



1. **Rear wall:** Digital decoration on satin glass Antalya Blue
2. **Side walls:** Digital decoration on satin glass Antalya Blue
3. **Ceiling:** Stainless steel Lucerne Brushed
4. **Light arrangement:** LED Spot
5. **Floor:** Grey artificial granite
6. **Car operating panel:** Linea 300 Black stainless steel brushed
7. **Display:** Red LED dot matrix
8. **Kick plate:** Flushed stainless steel brushed
9. **Handrail:** Illuminated straight stainless steel hairline
10. **Mirror:** Rear wall middle panel

Sunset Boulevard

Digital decoration on satin glass Moscow Red



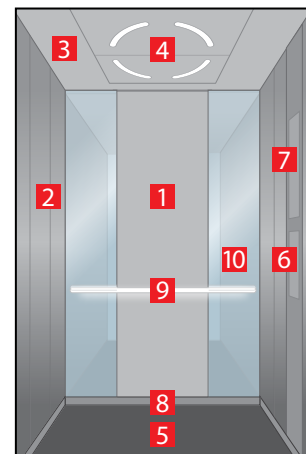
1. **Rear wall:** Digital decoration on satin glass Moscow Red
2. **Side walls:** Digital decoration on satin glass Moscow Red
3. **Ceiling:** Stainless steel Lucerne Brushed
4. **Light arrangement:** LED Dash Array
5. **Floor:** Brown artificial granite
6. **Car operating panel:** Linea Vetro glass black
7. **Display:** TFT LCD display
8. **Kick plate:** Protruding painted black
9. **Handrail:** Illuminated straight stainless steel hairline





Sunset Boulevard

Digital decoration
on satin glass
New York Sunset

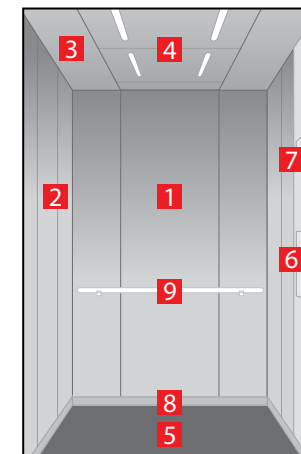


1. **Rear wall:** Stainless steel Lugano Matt finish
2. **Side walls:** Digital decoration on satin glass New York Sunset
3. **Ceiling:** Stainless steel Lugano Matt finish
4. **Light arrangement:** LED Surround
5. **Floor:** Black artificial granite
6. **Car operating panel:** Linea 300 White stainless steel brushed
7. **Display:** Red LED dot matrix
8. **Kick plate:** Protruding stainless steel brushed
9. **Handrail:** Illuminated straight stainless steel hairline*
10. **Mirror:** Rear wall, right and leftmost panel

* Custom solution in combination with selected mirror type

Sunset Boulevard

Digital decoration
on satin glass
Luxor Gold



1. **Rear wall:** Digital decoration on satin glass Luxor Gold
2. **Side walls:** Digital decoration on satin glass Luxor Gold
3. **Ceiling:** Stainless steel Lucerne Brushed
4. **Light arrangement:** LED Line
5. **Floor:** Brown artificial granite
6. **Car operating panel:** Linea Vetro glass white
7. **Display:** TFT LCD display
8. **Kick plate:** Flushed stainless steel brushed
9. **Handrail:** Straight stainless steel hairline

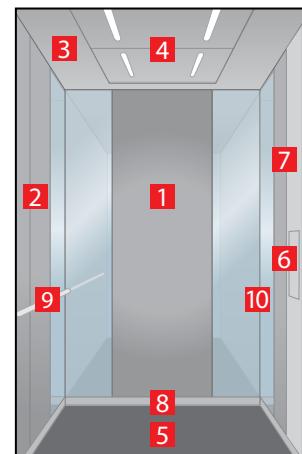




Sunset Boulevard

Digital decoration on satin glass

Detroit Grey

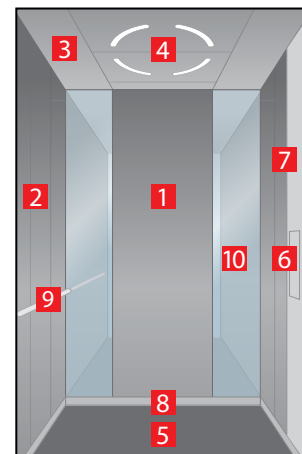


1. **Rear wall:** Digital decoration on satin glass Detroit Grey
2. **Side walls:** Digital decoration on satin glass Detroit Grey
3. **Ceiling:** Stainless steel Lugano Matt finish
4. **Light arrangement:** LED Line
5. **Floor:** Black artificial granite
6. **Car operating panel:** Linea Vetro glass white
7. **Display:** TFT LCD display
8. **Kick plate:** Flushed stainless steel brushed
9. **Handrail:** Straight stainless steel hairline
10. **Mirror:** Rear wall, right and leftmost panel

Sunset Boulevard

Digital decoration on satin glass

Marrakesh Mocha



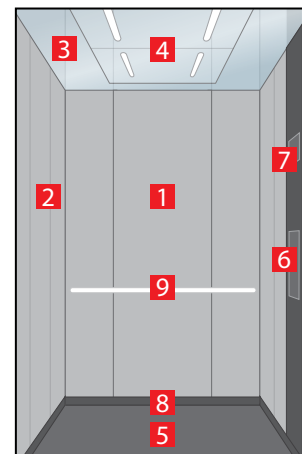
1. **Rear wall:** Digital decoration on satin glass Marrakesh Mocha
2. **Side walls:** Digital decoration on satin glass Marrakesh Mocha
3. **Ceiling:** Stainless steel Zurich Dark Brushed
4. **Light arrangement:** LED Surround
5. **Floor:** Brown artificial granite
6. **Car operating panel:** Linea 300 White stainless steel brushed
7. **Display:** TFT LCD display
8. **Kick plate:** Flushed stainless steel brushed
9. **Handrail:** Straight stainless steel hairline
10. **Mirror:** Rear wall, right and leftmost panel





Sunset Boulevard

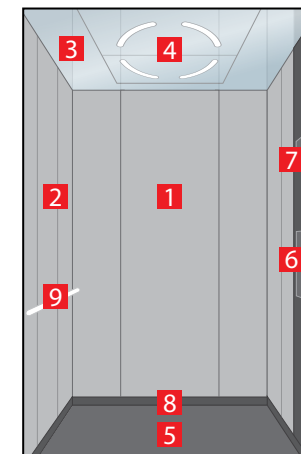
Digital print
Sky Lines



1. **Rear wall:** Digital print Sky Lines on stainless steel Lugano Matt finish
2. **Side walls:** Digital print Sky Lines on stainless steel Lugano Matt finish
3. **Ceiling:** Stainless steel Montreux Mirror
4. **Light arrangement:** LED Lines
5. **Floor:** Black artificial granite
6. **Car operating panel:** Linea Vetro glass black
7. **Display:** TFT LCD display
8. **Kick plate:** Protruding painted black
9. **Handrail:** Straight stainless steel hairline

Sunset Boulevard

Digital print
Minimal Accents



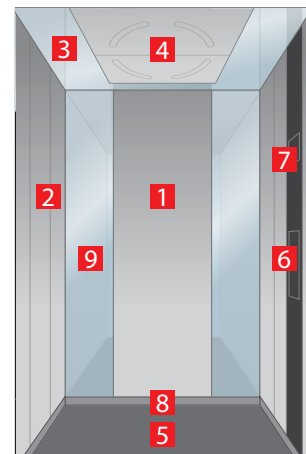
1. **Rear wall:** Digital print Minimal Accents on stainless steel Lugano Matt finish
2. **Side walls:** Digital print Minimal Accents on stainless steel Lugano Matt finish
3. **Ceiling:** Stainless steel Montreux Mirror
4. **Light arrangement:** LED Surround
5. **Floor:** Grey artificial granite
6. **Car operating panel:** Linea Vetro glass black
7. **Display:** TFT LCD display
8. **Kick plate:** Protruding painted black
9. **Handrail:** Straight stainless steel hairline





Sunset Boulevard

Digital print
Wavy Dimensions

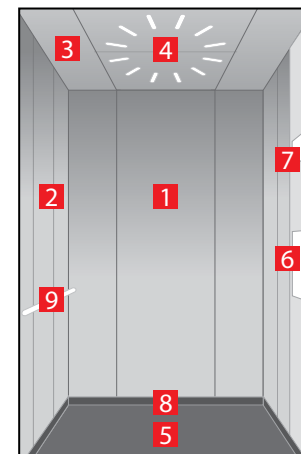


1. **Rear wall:** Digital print Wavy Dimensions on stainless steel Lugano Matt finish
2. **Side walls:** Digital print Wavy Dimensions on stainless steel Lugano Matt finish
3. **Ceiling:** Frame: stainless steel Montreux Mirror & Center: stainless steel Lugano Matt finish*
4. **Light arrangement:** LED Surround
5. **Floor:** Grey artificial granite
6. **Car operating panel:** Linea Vetro glass black
7. **Display:** TFT LCD display
8. **Kick plate:** Flushed stainless steel brushed
9. **Mirror:** Rear wall, right and leftmost panel

* Custom solution

Sunset Boulevard

Digital print
Line Symphony



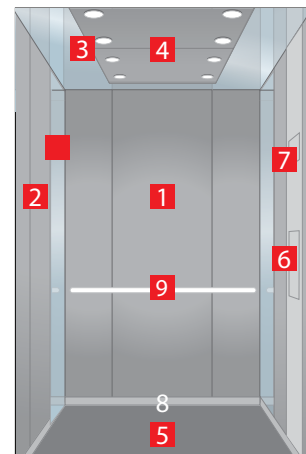
1. **Rear wall:** Digital print Line Symphony on stainless steel Lugano Matt finish
2. **Side walls:** Digital print Line Symphony on stainless steel Montreux Mirror
3. **Ceiling:** Stainless steel Lugano Matt finish
4. **Light arrangement:** LED Dash Array
5. **Floor:** Brown artificial granite
6. **Car operating panel:** Linea Vetro glass white
7. **Display:** TFT LCD display
8. **Kick plate:** Flushed stainless steel brushed
9. **Handrail:** Straight stainless steel hairline





Sunset Boulevard

Digital print Dot Spots

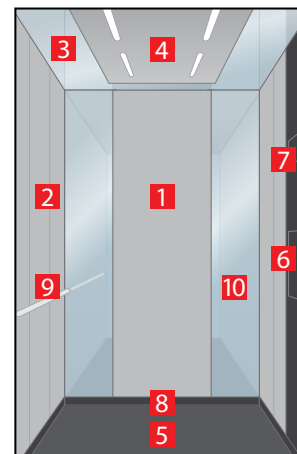


1. **Rear wall:** Stainless steel Lugano Matt finish
2. **Side walls:** Digital print Dot Spots on stainless steel Lugano Matt finish
3. **Ceiling:** Frame: stainless steel Montreux Mirror & Center: stainless steel Lugano Matt finish*
4. **Light arrangement:** LED Spots
5. **Floor:** Grey artificial granite
6. **Car operating panel:** Linea Vetro glass white
7. **Display:** TFT LCD display
8. **Kick plate:** Protruding stainless steel brushed
9. **Handrail:** Straight stainless steel hairline
10. **Mirror:** Right wall leftmost and left wall rightmost panel

* Custom solution

Sunset Boulevard

Digital print Linear Dreams



1. **Rear wall:** Digital print Linear Dreams
2. **Side walls:** Digital print Linear Dreams
3. **Ceiling:** Frame: stainless steel Montreux Mirror & Center: stainless steel Lugano Matt finish*
4. **Light arrangement:** LED Line
5. **Floor:** Black artificial granite
6. **Car operating panel:** Linea Vetro glass black
7. **Display:** TFT LCD display
8. **Kick plate:** Flushed painted black
9. **Handrail:** Straight stainless steel hairline
10. **Mirror:** Rear wall, right and leftmost panel

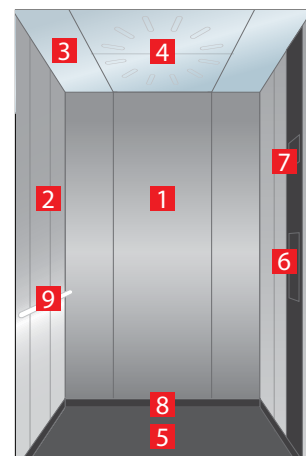
* Custom solution





Sunset Boulevard

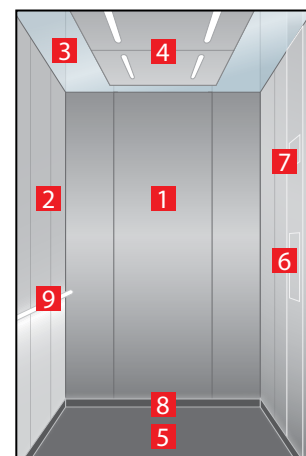
Digital decoration on satin glass
Antalya Blue



1. **Rear wall:** Digital decoration on satin glass Antalya Blue
2. **Side walls:** Stainless steel Lugano Matt finish
3. **Ceiling:** Stainless steel Montreux Mirror
4. **Light arrangement:** LED Dash Array
5. **Floor:** Black artificial granite
6. **Car operating panel:** Linea Vetro glass black
7. **Display:** TFT LCD display
8. **Kick plate:** Protruding painted black
9. **Handrail:** Illuminated straight stainless steel hairline


Sunset Boulevard

Digital decoration on satin glass New York Sunset &
Digital print Linear Dreams



1. **Rear wall:** Digital decoration on satin glass New York Sunset
2. **Side walls:** Digital print Linear Dreams on stainless steel Montreux Mirror
3. **Ceiling:** Frame: stainless steel Montreux Mirror & Center; stainless steel Lugano Matt finish*
4. **Light arrangement:** LED Line
5. **Floor:** Black artificial granite
6. **Car operating panel:** Linea Vetro custom color with custom logo*
7. **Display:** TFT LCD display
8. **Kick plate:** Illuminated flushed stainless steel brushed**
9. **Handrail:** Illuminated straight stainless steel hairline

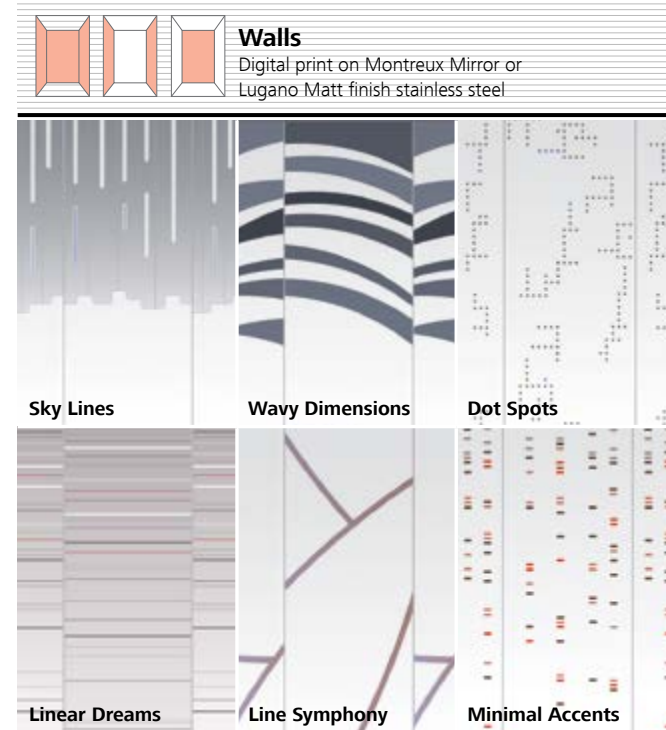
* Custom solution ** Illuminated kick plate available from mid 2014



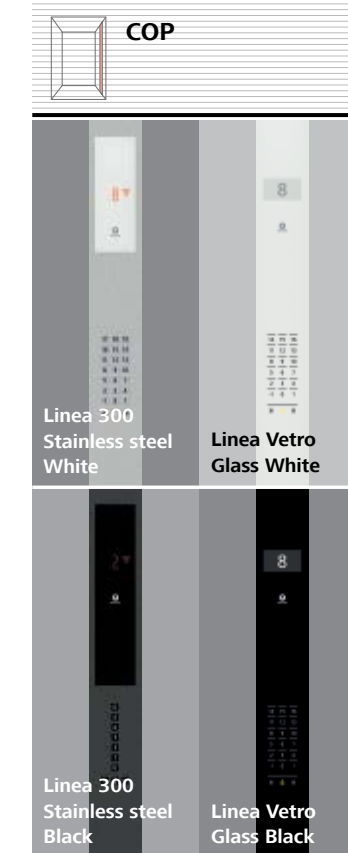
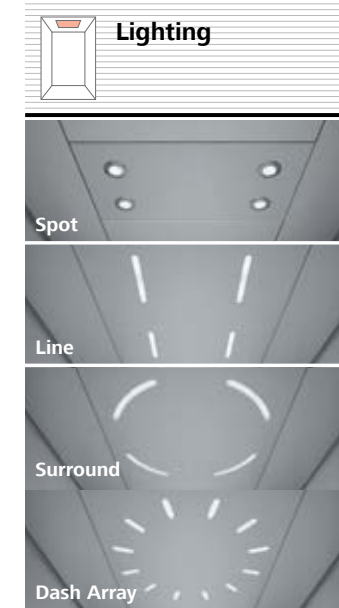
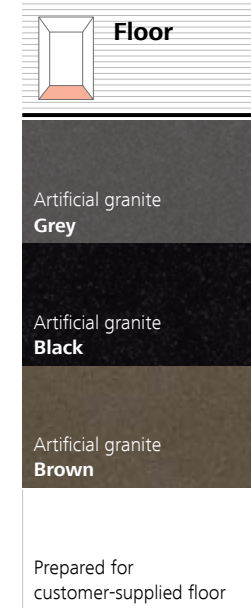
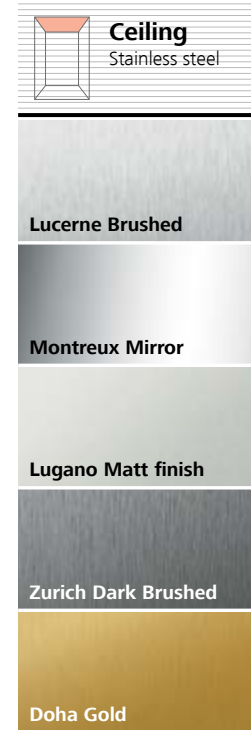
Sunset Boulevard personalization



Note :
Digital decoration on satin glass available for customer specific color gradient



Notes :
Digital print on stainless steel available for customer specific pattern
Glass walls option available - see page 58

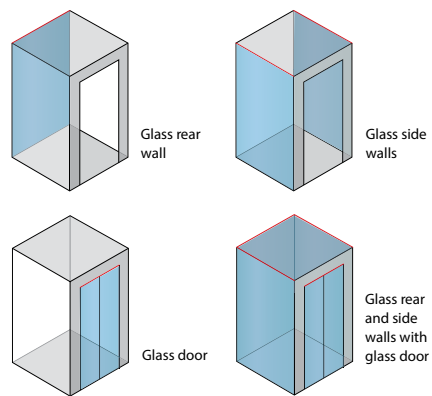




Options

Glass walls and doors for more transparency

Experience maximum visibility and unique views like never before. Select from a wide range of glass doors that suit your application. Glass can be selected for side and rear walls of the car for complete transparency or combined with other car interior materials from the Times Square, Park Avenue and Sunset Boulevard design lines.

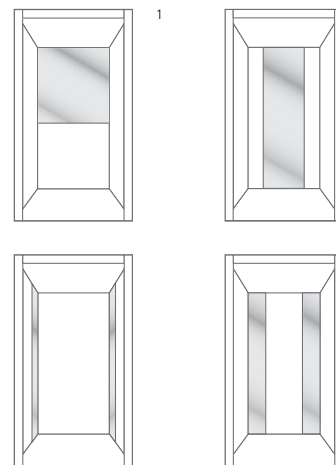


Frames for glass walls are available in two stainless steel finishes



Mirrors

Mirrors always add a special sense of space to rooms and buildings. In order to give your car more appeal and depth, the side walls or the rear wall can be provided with a full-height or half-height safety-glass mirror.



Notes:


¹ For Navona: only rear wall, half height and full width available
Only without handrail for right and / or leftmost panel on rear wall

Mirror versions: Clear or Smoked

Attention: if EN81-70 (handicapped version): mirror is frosted in bottom part (300 mm)

Handrails

Even though your elevator travels smoothly and with almost no sound, handrails convey a feeling of security. Stainless steel handrails match the interior and shapes of your car and can be mounted to the side and rear walls.




Note:

Handrails on side wall combined with COP only if cabine depth ≥ 1100 mm

Landing arrangement

The Schindler 5500 fixtures and landing indicators help passengers to find the way to the elevator and get to their selected destination comfortably. Choose your optimal landing arrangements for simplex and multiplex installations, surface or wall mounting.



Car door and front decoration finishes

Stainless steel



Fixtures Linea 100

Functional design in stainless steel. Integrated white glass display with large, easily readable red LED dot matrix. Clear push buttons with red call confirmation.

Available for Navona and Times Square.

- Optional features:**
- Concealed attendant box
 - Key switches
 - Braille on buttons



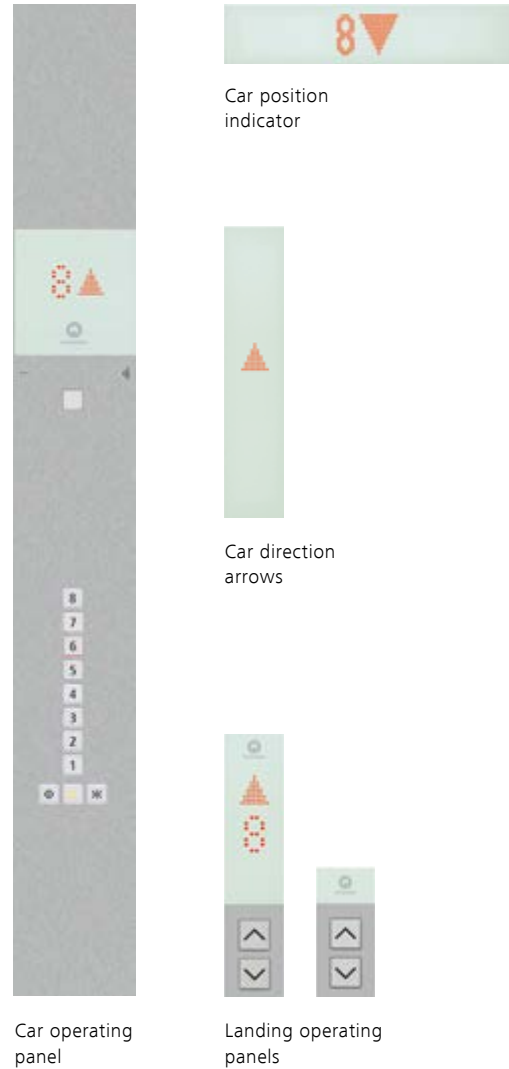
Linea 300 White

Fixtures Linea 300

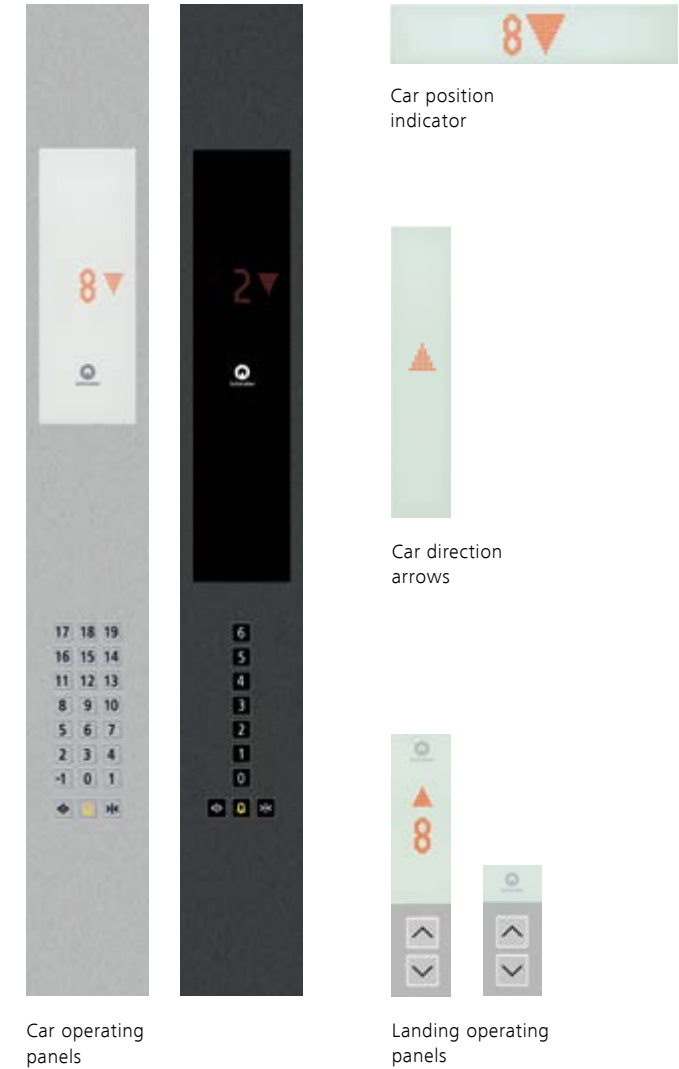
The Linea 300 car operating panel, landing operating and landing indicating panels are made from stainless steel and glass combining longevity and design at its best. Push buttons with braille and clearly visible indicators in the car and on the floors make the elevator user-friendly for everyone. The panels are easy to clean and guarantee a well-maintained look in the elevator's daily operation.

Available for Times Square, Park Avenue, Sunset Boulevard and bare car.

- Optional features:**
- TFT LCD screen
 - Concealed attendant box
 - Different mounting options for landing fixtures
 - Key switches
 - Card reader
 - Braille on buttons



Car operating panel
Landing operating panels



Car operating panels
Landing operating panels

Options



LCD screen



Key switches

Fixtures Linea Vetro

Linea Vetro combines a stylish and elegant design with a flexible concept allowing a high degree of customization. The full height, 6 mm thick glass panel in black or white integrates seamlessly in the car interior. Touch sensitive operation with clearly readable high-resolution TFT LCD display. An eye-catching design for an exclusive ambiance.



Car operating panels



Landing operating panel

Customization

COP color customized as per CMYK color



COP Customization



COP with floor descriptions



Braille on COP: glass on glass



TFT Display



Customization of colors and background of display



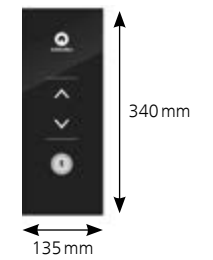
Customer logo

LOP / LIP

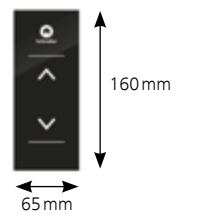
Standard LIP



Standard Long LOP



Standard Short LOP



Customized LOP



LOP with Schindler logo LOP without logo LOP with customer logo

PORT Fixtures

No matter the application, Schindler's PORT terminal effortlessly combines inspired design with state-of-the-art technology.

Available in wall or pedestal-mounted versions, the PORT terminal features a 7.4", 400 x 800 pixel touch screen mounted above a versatile RFID card reader that comes with every PORT. It also incorporates a speaker, brightness adjustment and motion sensor.

Technical Specifications

Wall mount physical dimensions (WxHxD)	126.5 x 284 x 77 mm (4.98 x 11.18 x 3.03 inch)
Pedestal physical dimensions (WxHxD)	126.5 x 1247 x 104.2 mm (4.98 x 49.09 x 4.10 inch)
Wall mount glass physical dimensions (WxHxD)	149.9 x 599.9 x 25 mm (5.90 x 23.62 x 1 inch)
Screen	7.4" display, 480 x 800 pixel, touch panel
Back-light and standby-mode	LED include lifetime extensions by adaptation to ambient light level

Standard



Customized



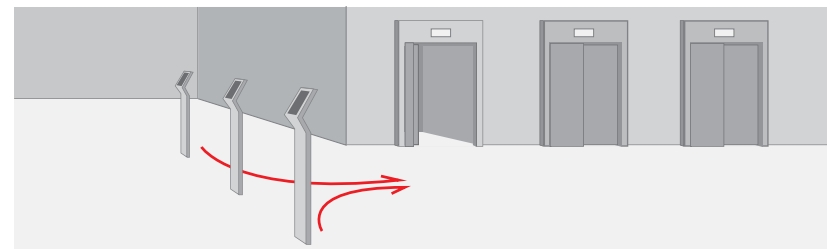
Options



PORT

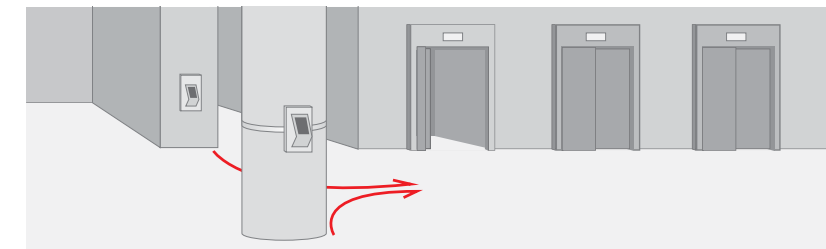
Lobby integration

PORT on Pedestal



Two separate steps can be distinguished when adding the PORT Technology pedestals to the building's layout: entering your destination on the pedestal and accessing your assigned elevator. The PORT Technology takes into account the distance to cover between these two steps. This makes moving from one location to another in a building more efficient.

PORT mounted on wall




The PORT Technology personal transit management system has the potential to remove many of the existing constraints on interior layouts. Integrate the PORT Technology mounted fixtures into the design of the building, thereby allowing architects greater creative freedom.

PORT

Lobby integration

PORT on door gate



Access control is a fully integrated component of the PORT Technology. This means that the PORT Technology enables the functional integration of the security access of the building into the elevator dispatch system by installing it on the door gates.

This publication is for general informational purposes only and we reserve the right at any time to alter the product design and specifications. No statement contained in this publication shall be construed as a warranty or condition, expressed or implied, as to any product, its fitness for any particular purpose, merchantability, quality or shall be interpreted as a term or condition of any purchase agreement for the products or services contained in this publication. Minor differences between printed and actual colours may exist.

