



Schindler 6200/6300 interior design

Smart design for flexible functionality.

Décor lines, colours and materials for your replacement elevator.



Choice of design

The Schindler 6200/6300 elevator unifies design and functionality in a way that makes passengers feel comfortable and safe. Combine styles, colours and options to suit your building. Carefully selected materials enhance the look and feel.



2 style sets

Choose Round for a smooth organic appearance, or Square for a modern linear look. The style sets are expressed through the ceiling, corners and handrail design.

5 ceilings

The ceilings match the style sets perfectly and come with energy-saving LED lights.

41 colours

From fresh and lively to warm and inviting, choose the wall and floor colour you want from our four distinct décor lines.

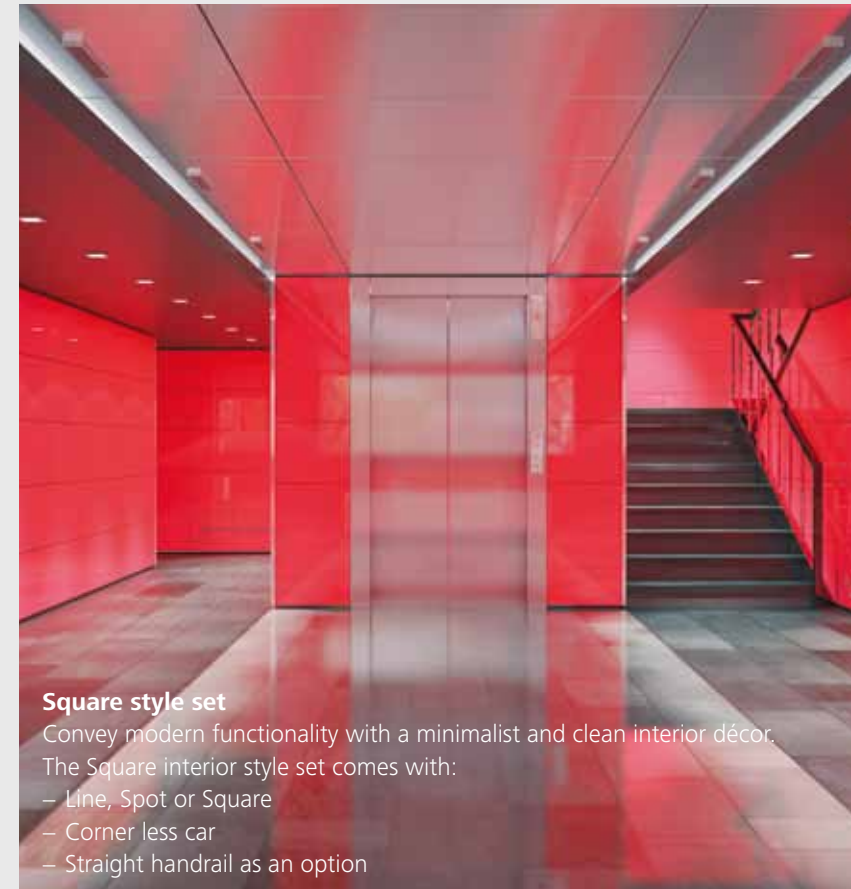
Unique combinations

When it comes to customizing your elevator car interior, our Libertà concept sets you free.

- Three steps to creating a personalized ambiance:
1. Choose interior style set.
 2. Combine wall and floor colours.
 3. Add features such as operating panels, mirrors and handrails.

A great look always comes in style

Car interior style sets



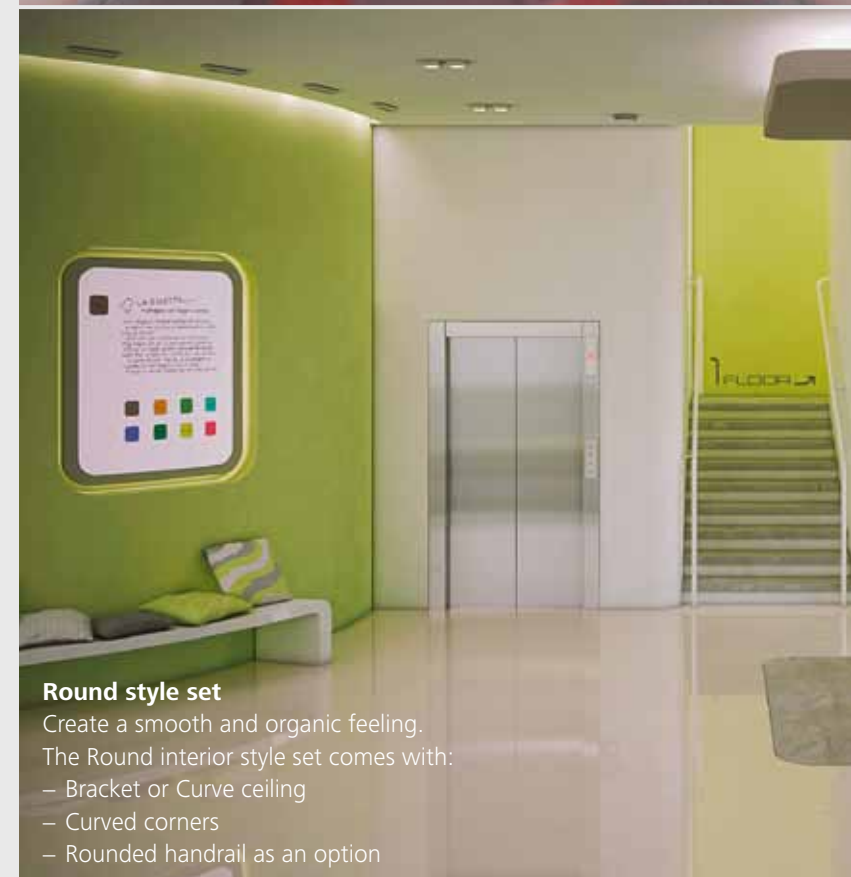
Square style set

Convey modern functionality with a minimalist and clean interior décor. The Square interior style set comes with:

- Line, Spot or Square
- Corner less car
- Straight handrail as an option



Style set: Square
Ceiling: Spot, Stainless steel Lugano Matt Finish
Walls: Mascara Red
Handrail: Straight, Aluminum Brushed
Skirting: Aluminum Anodized
Floor: Rubber speckled Light Grey



Round style set

Create a smooth and organic feeling. The Round interior style set comes with:

- Bracket or Curve ceiling
- Curved corners
- Rounded handrail as an option



Style set: Round
Ceiling: Bracket, Stainless steel Lugano Matt Finish
Walls: Capri Lemon, Catania Grey
Corners: Aluminum Anodized
Skirting: Aluminum Anodized
Floor: Rubber speckled Sand

Saint Tropez

Colourful and versatile

Walls unicolour/bicolour

Laminate Mascara Red	Laminate Bologna Orange	Laminate Tangier Orange	Laminate Aswan Yellow
Laminate Palermo Purple	Laminate Capri Lemon	Laminate Suez Grey	Laminate Siena Brown
Laminate Cadiz Blue	Laminate Tahiti Green	Laminate Granada Metallic Platinum	Laminate Maribor Metallic Silver
Laminate Athens Grey	Laminate Milan Grey	Laminate Catania Light Grey*	

Ceiling	Corner	Skirting
Ceiling Stainless steel Lugano Matt Finish	Corner ** Aluminum Polished	Corner ** Aluminum Anodized
		Skirting Stainless steel Brushed
		Skirting Aluminum Anodized

Floor

Rubber speckled Black	Rubber speckled Sand	Rubber speckled Light Grey	Rubber speckled Anthracite	Prepared for customer supplied floor
---------------------------------	--------------------------------	--------------------------------------	--------------------------------------	--------------------------------------

Car door and front

Painted Riga Grey	Stainless steel Lucerne Brushed	Stainless steel Lausanne Linen
-----------------------------	---	--



* Only available for bicolour rear wall
** Corners available for 6300 only

Specifications, options and colours are subject to change.
All cars and options illustrated in this brochure are representative only.
The samples shown may vary from the original in colour and material.

Laffitte

Vibrant and sophisticated

Walls unicolour

Laminate Petersburg Amber	Laminate Toronto Titanium
Laminate Leon Silver	Laminate Kashmir Blue
Laminate Birmingham Anthracite	Laminate Stockholm Grey
Laminate Oxford Blue	Laminate Santorini White

Ceiling	Corner	Skirting
Ceiling Stainless steel Lugano Matt Finish	Corner ** Aluminum Polished	Corner ** Aluminum Anodized
		Skirting Stainless steel Brushed
		Skirting Aluminum Anodized

Floor

Rubber speckled Black	Rubber speckled Sand	Rubber speckled Light Grey	Rubber speckled Anthracite	Prepared for customer supplied floor
Artificial granite Black	Artificial granite Grey	Artificial granite Brown	Artificial granite Sand	

Car door and front

Painted Riga Grey	Stainless steel Lucerne Brushed	Stainless steel Lausanne Linen
-----------------------------	---	--

Specifications, options and colours are subject to change.
All cars and options illustrated in this brochure are representative only.
The samples shown may vary from the original in colour and material.

** Corners available for 6300 only



Laffitte

Perfect for professional settings, this line's autumnal northern hues express everyday sophistication. The coloured laminates create a glossy effect and lend the car a distinguished feel.

Style set: Square
Ceiling: Spot, Stainless steel Lugano Matt Finish
Walls: Santorini White
Handrail: Straight, Aluminum Brushed
Skirting: Aluminum Anodized
Floor: Rubber speckled Anthracite

San Marco

Harmony and modernism

Walls unicolour

Laminate Vancouver Wood	Laminate Slavonia Wood
Laminate Chicago Wood	Laminate Arosa Wood

Ceiling	Corner	Skirting
Ceiling Stainless steel Lugano Matt Finish	Corner ** Aluminum Polished	Corner ** Aluminum Anodized
		Skirting Stainless steel Brushed
		Skirting Aluminum Anodized

Floor

Rubber speckled Black	Rubber speckled Sand	Rubber speckled Light Grey	Rubber speckled Anthracite	Prepared for customer supplied floor
Artificial granite Black	Artificial granite Grey	Artificial granite Brown	Artificial granite Sand	

Car door and front

Painted Riga Grey	Stainless steel Lucerne Brushed	Stainless steel Lausanne Linen
-----------------------------	---	--



San Marco

The San Marco line's naturalistic wood laminate evokes harmony and modernism. Four different styles are at your disposal. Select wood structures, colours, and finishings to create a warm atmosphere in your elevator.


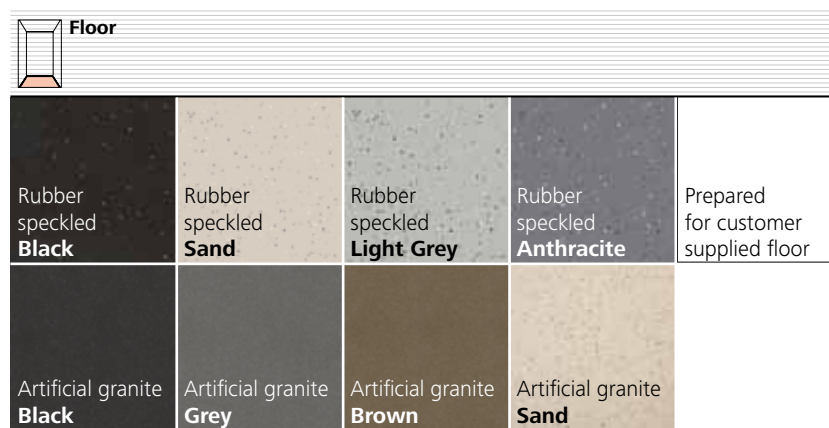
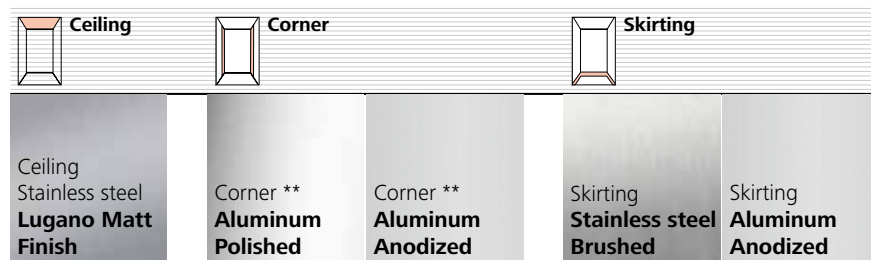
Style set: Round
Ceiling: Curve, Stainless steel Lugano Matt Finish
Walls: Arosa Wood
Handrail: Round, Aluminum Riga Grey
Skirting: Aluminum Anodized
Floor: Artificial granite Sand

Specifications, options and colours are subject to change.
 All cars and options illustrated in this brochure are representative only.
 The samples shown may vary from the original in colour and material.

** Corners available for 6300 only

Park Lane

Contemporary and durable



Park Lane

Captivating stainless steel sets the Park Lane line apart. Six different types of stainless steel are available, from bright brushed to gold, with patterns or without. All types are discretely modern and unassuming.

Style set: Square
Ceiling: Line, Stainless steel Lugano Matt Finish
Walls: Stainless steel Zurich Dark Brushed
Handrail: Straight, Aluminum Brushed
Skirting: Aluminum Anodized
Floor: Artificial granite Grey

Specifications, options and colours are subject to change.
 All cars and options illustrated in this brochure are representative only.
 The samples shown may vary from the original in colour and material.

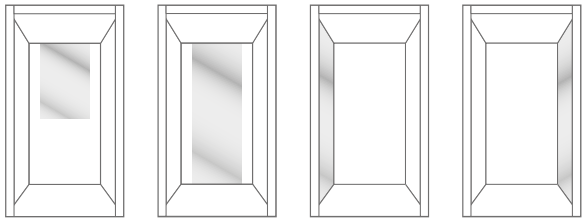
** Corners available for 6300 only

A perfect outfit with matching accessories

Fixtures and options

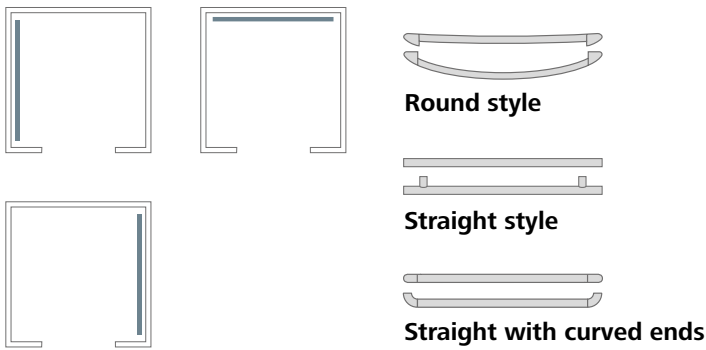
Mirrors

Mirrors always add a special sense of space to rooms and buildings. In order to give your car more appeal and depth, the side walls or the rear wall can be provided with a full-height or half-height safety glass mirror.



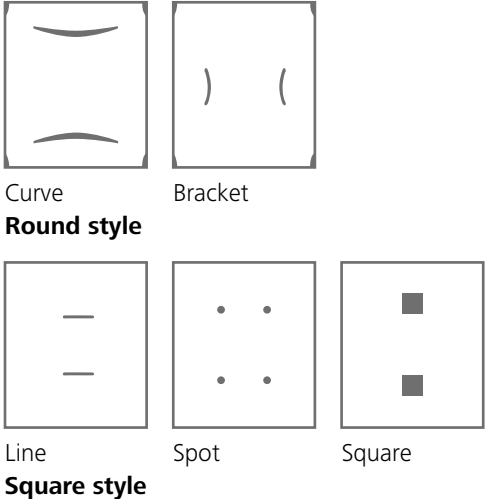
Handrails

Even though your elevator travels smoothly and with almost no sound, handrails convey a feeling of security. Round and straight or straight with curved ends handrails match the interior and shapes of your car and can be mounted to the side and rear walls. The following finishes are available for round and straight style handrails: Riga Grey, aluminum polished or brushed.



LED lighting

The LED lightings used in the Schindler 6200/6300 combine modern design with high energy efficiency. Compared to a standard light bulb LEDs have a life expectancy of up to 20 times while consuming less energy.



Park Lane décor line, Zuerich Dark Brushed Stainless Steel car, Line ceiling



Saint Tropez décor line, Cadiz Blue Unicolour car, Square ceiling



Saint Tropez décor line, Bologna Orange car, Bracket ceiling



Laffitte décor line, Stockholm Grey car, Spot ceiling

Characteristics and options

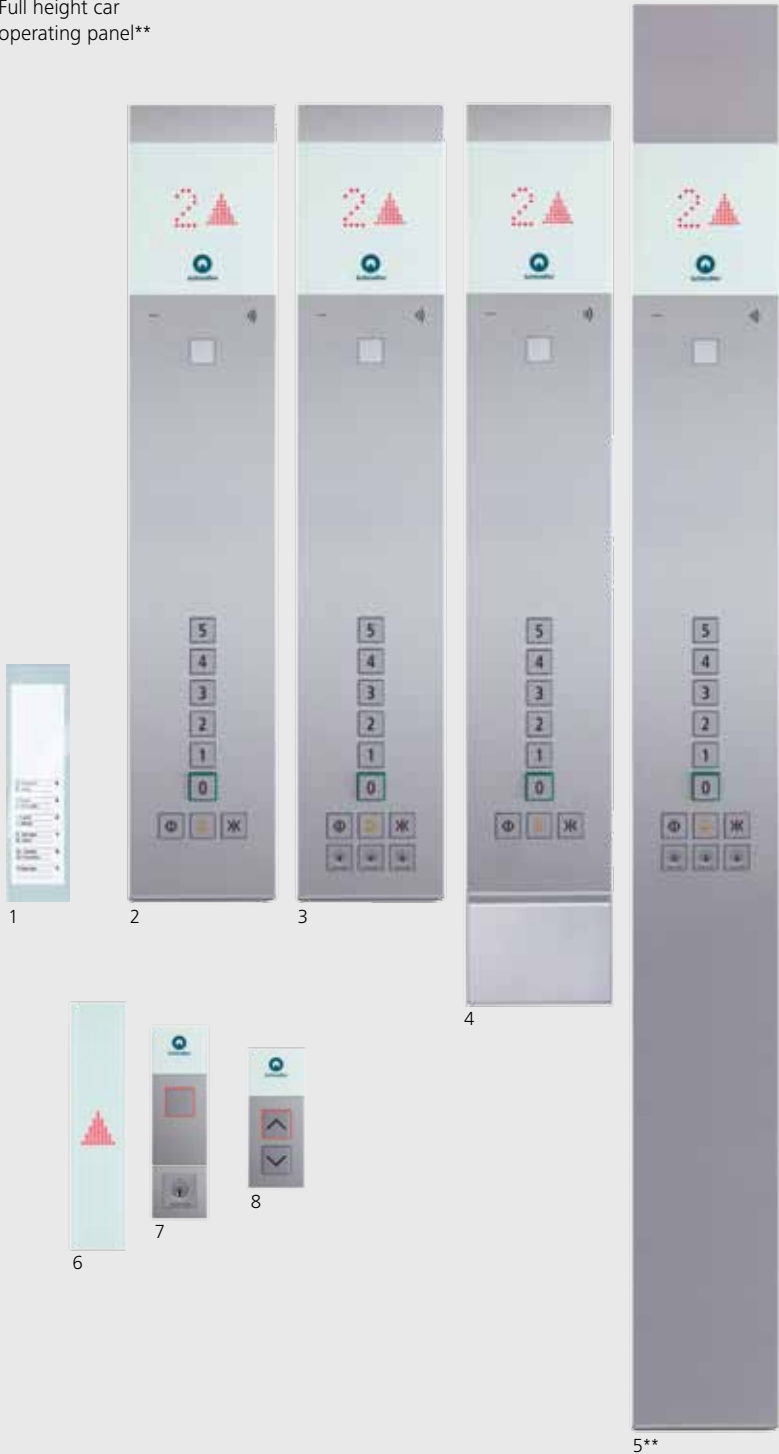
Stainless steel panel line

Car operating panels

- 1. Nameplate
- 2. Car operating panel
- 3. Car operating panel with integrated key switch
- 4. Car operating panel with key switch box
- 5. Full height car operating panel**

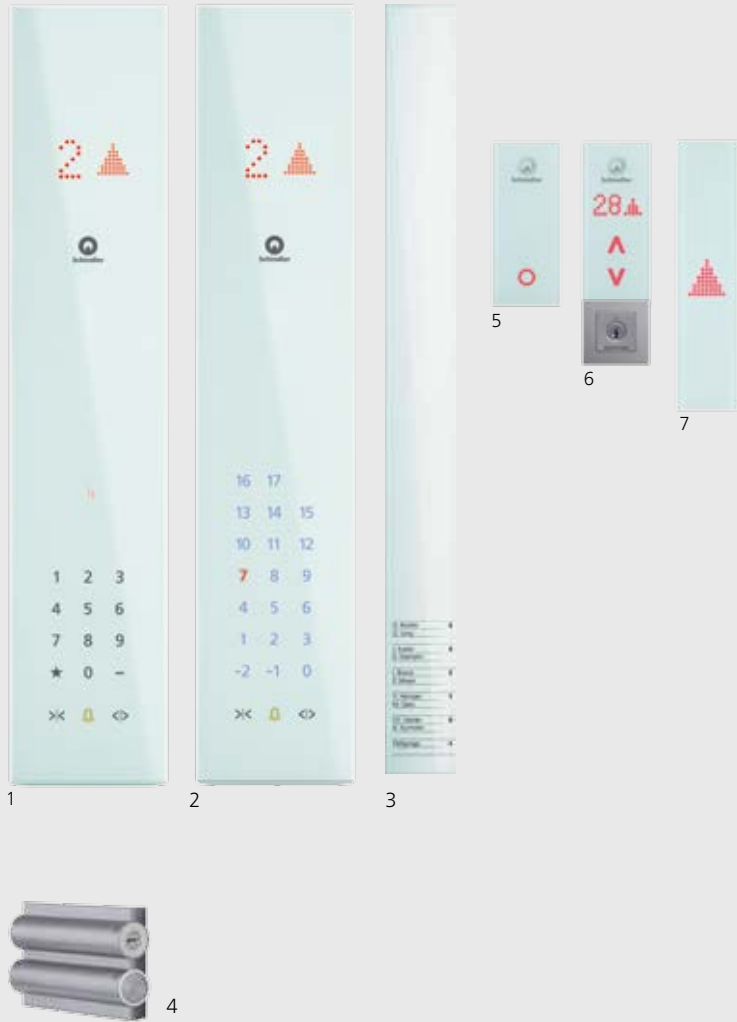
Landing panels

- 6. Landing indicating panel
- 7. Landing operating panel with key switch
- 8. Landing operating panel



** full height car operating panel available for 6300 only

Glass panel line

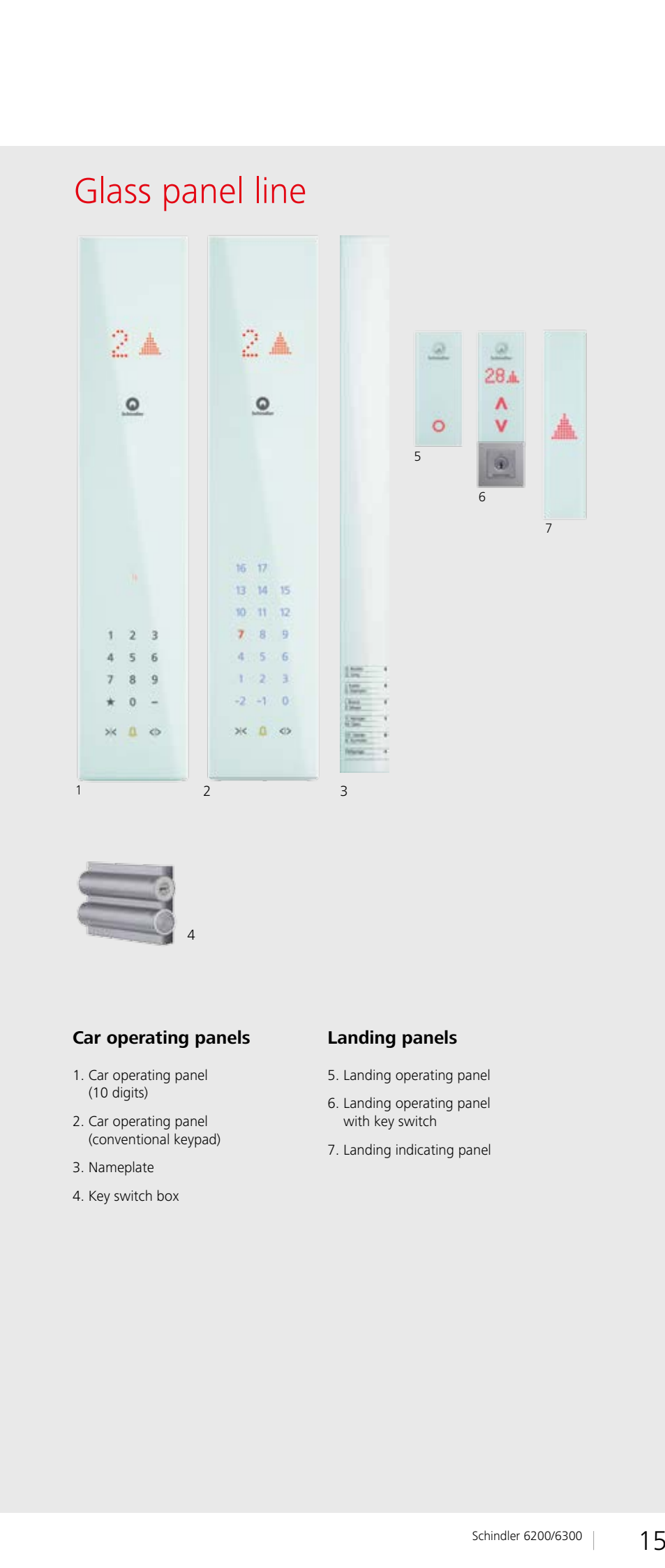


Car operating panels

- 1. Car operating panel (10 digits)
- 2. Car operating panel (conventional keypad)
- 3. Nameplate
- 4. Key switch box

Landing panels

- 5. Landing operating panel
- 6. Landing operating panel with key switch
- 7. Landing indicating panel





Square ceiling, Stainless steel Lugano Matt Finish



Bracket ceiling, Stainless steel Lugano Matt Finish



Spot ceiling, Stainless steel Lugano Matt Finish



Curve ceiling, Stainless steel Lugano Matt Finish



Mixed car interior, Libertà concept



Glass rear wall, Libertà concept



Central strip for car depth > 1.400 mm*



Conventional Car Operating Panel with push buttons



Corner, Aluminum Polished



Key switch for Glass Car Operating Panel



Handrail round, Riga Grey



Handrail straight, Riga Grey



Handrail round, Aluminum Polished



Handrail straight, Aluminum Polished



Handrail round, Aluminum Brushed




Handrail straight, Aluminum Brushed

Libertà – personalize your elevator


Would you like to have different coloured walls or a combination of different styles? With the Libertà concept you can enjoy the possibility to create your own car. Choose the ceiling, add any colour from our décor lines and select your options.

Walls

Saint Tropez




Laffitte




San Marco



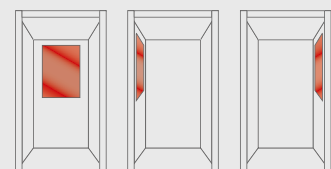
Park Lane



Mirrors



Placement



Floor

Rubber speckled

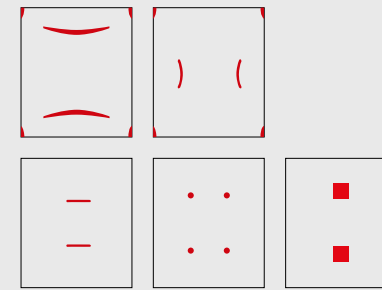


Artificial granite



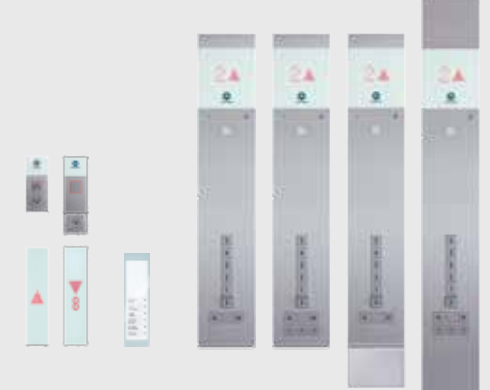
Ceiling

Stainless steel Lugano Matt Finish




Operating Panels**

Stainless steel, push buttons



Glass, touch-sensitive



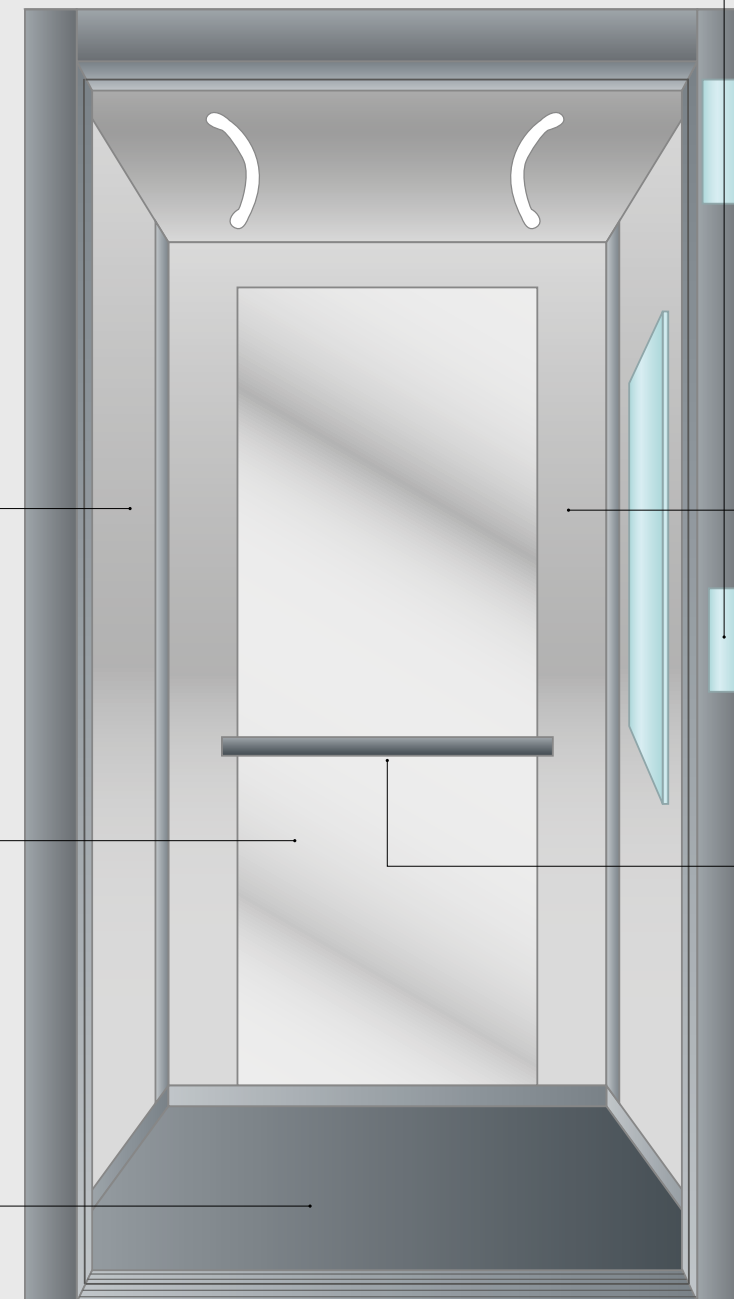
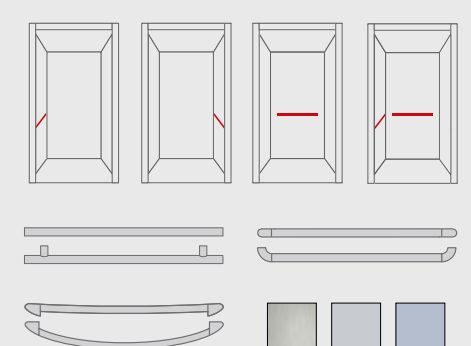
Glass Rear Wall*

Full or half height



Handrails

Straight, straight with curved ends or curve & placement



* only available for 6300 and predefined car widths

** full height car operating panel available for 6300 only

Complement your elevator with appealing details

Features and options

Comfortable operation

Do you need Braille-labeled buttons? Is restricted access essential for your building? Our features and options let you individualize your elevator to meet specific requirements. The possibilities are nearly endless.

Performance

Meet the daily demands of regular operation in your building, as well as any special requirements, thanks to our wide range of performance options.

Design

With the Schindler 6200/6300 you can easily complement your building's existing look and feel. Beyond visual considerations, the elevator's technical design possibilities ensure a seamless match.

Accessibility

Schindler believes in access for all. Usability and user friendliness shaped our approach to accessibility options in the Schindler 6200/6300.

Security

Privacy and security can be critically important, especially in commercial buildings. Securely integrate your elevator into your overall building management concept via our related options.

Green

The environmentally friendly features of the Schindler 6200/6300 enable you to comfortably reduce your everyday energy consumption. This is technology for clean mobility.



Want to experience more of our features and options? Please contact your Schindler consultant.



Horizontal Car Operating Panel



Nameplate for Glass Car Operating Panel

Selected features and options

Performance	
Group operation up to: three elevators for Schindler 6300, two elevators for Schindler 6200	
Single entrance*	
Two sided entrance ¹	
Selective door opening	
Pre-opening of doors	
Extended door opening time	
Telescopic opening doors (T2)*	
Center opening doors (C2 ¹ , C4)	
Folding car door (swing door on landing) ²	
Overload detection and visualization in car*	
Two-way communication with assistance center (Telealarm)*	
Embedded Tele Monitoring Alarm (ETMA)*	
Automatic car re-leveling	
Automatic return of car to main floor	
Manual evacuation to nearest floor*	
Automatic evacuation to nearest floor	
Certified pit ladder	
Wireless Communication Gateway	
Remote monitoring and diagnostics	
Automatic non-stop operation	
Car ventilator	
Floor lighting control	
Building management interface	
Safety gear on counterweight for 1 m/s	
Design	
Rounded and Square interior style sets (Schindler 6200 without corners)	
Five ceilings with LED lighting	
Four décor lines (Saint Tropez, Laffitte, San Marco, Park Lane)	
Libertà concept: flexible interior design	
Car height up to 2,439 mm ¹	
Door height up to 2,300 ¹	
Prepared for customer-supplied floor < 13 mm	
Prepared for customer-supplied floor < 40 mm ¹	
Prepared for customer-supplied walls and ceiling ¹	
Additional weight allowance for local decoration ¹	
Full-height, fixed width mirror	
Half-height, fixed width mirror	
Nameplate for glass COP	
Nameplate for stainless steel COP	
LOP and LIP surface or flush mounted on door frame or wall	
Round handrail aluminum Riga Grey, Polished or Brushed	
Straight handrail stainless steel Riga Grey, Polished or Brushed	
Straight handrail with curved ends stainless steel Riga Grey, Polished or Brushed	
Car door Riga Grey, stainless steel brushed or linen	
Landing door Painted (RAL 7032)*	
Landing door Stainless steel Lucerne Brushed	
Landing door Stainless steel Lausanne Linen	
Landing and Car glass door ¹	
Glass rear wall: half height ^{1,3}	
Glass rear wall: full height ^{1,3}	
Low headroom	
Low pit	

* Standard features

¹ available for Schindler 6300 only

² available for Schindler 6200 only

³ available for predefined car widths only

Accessibility	
Control options:	
Pick-up collective (PI), single call w/call registration	
Down-collective (KA), calls collected unidirectional	
Collective-selective control (KS), calls collected bidirectional	
Car operating Panels (COP):	
Glass, touch sensitive with 10 button keypad layout (telephone style)*	
Glass, touch sensitive with conventional keypad layout up to 23 floors (-3 to 23)	
Stainless steel, mechanical push buttons with conventional keypad layout up to 23 floors	
Full height COP with mechanical push buttons ¹	
Horizontal COP with mechanical push buttons (EN81-70 compliant)	
Second, vertical car operating panel opposite to main car operating panel ¹	
Braille on all COP types	
Door open/close and alarm button*	
Position indicator	
Visual destination floor display for KS	
Visual direction indicator (arrow)	
Visual floor destination indicator (number) for KS	
Audible floor announcement	
Key switch	
Car emergency light*	
Induction loop for hearing devices	
Landing operating panels:	
Glass, touch sensitive*	
Stainless steel, mechanical push button	
Visual call acceptance*	
Audible call acceptance*	
Visual direction indicator (arrows)	
Visual car position indicator (number)	
Key switch	
Fixtures: door frame mounted*	
Fixtures: wall mounted	
Braille on mechanical push buttons	
Light curtain protection on doors*	
Light curtain protection on doors EN 81-70	
EN 81-70 compliance kit	

Security	
Emergency power operation	
Reservation and restricted access to floors:	
- via key switch	
- via key card	
- via Pin Code (Glass COP 10 key pad)	
Car call-by-key for parking floors	
Automatic return to main from parking floors	
Penthouse: visitor pick-up control	
Fireman's control BR1 (EN81-73) w/interface to fire protection system	
Alarm horn in car or in shaft	

Green	
Regenerative PF 1 drive	
Automatic car light switch (on/off)*	
Energy saving LED lighting*	
VOC free (Volatile Organic Compound)	
Lubrication free gearless drive*	
Halogen-free cabling and wiring	
Shaft ventilation device	

From the subway to the skyline

Providing urban mobility

Mobility is an essential requirement in the world in which we live and work. Schindler stands for urban mobility and is recognized as a hallmark of quality and safety. Daily, over one billion people worldwide place their trust in Schindler products and services.



Trusted company

Dependability since 1874. Schindler provides urban mobility with elevators, escalators and services that are engineered for efficiency and sustainability. Our products are built to last and our expertise is based on:

- Swiss quality engineering
- More than 56'000 dedicated experts
- Network in over 100 countries, available 24/7

Professional services

Dedicated experts that provide seamless support. Schindler is a reliable partner for the development of buildings from planning and construction to daily operation, thus safeguarding their lifetime value. We understand the challenges of different building types from airports to residential properties. We collaborate with you on:

- Planning & traffic calculations
- Maintenance, Repair & Modernization services
- Customer & Diagnostic services

Smart solutions

Prepared for the future, made for purpose. Schindler technologies are engineered to optimally serve the requirements of users and buildings. We optimise transit management and service preventively with our maintenance methodologies.

- PORT transit management
- Schindler Direct monitoring & response service
- Schindler Dashboard online portal

Built-to-last. Always up-to-date.



Modernizing ensures safety, comfort and protects your investment in the long term. Schindler replaces whole systems or step-by-step, by replacing specific parts. Schindler can upgrade any installation to meet passenger needs and to comply with official regulations. Find more information on Schindler products: just scan the code with your mobile phone, using free QR code scanner software. This is pre-installed on your phone or easily downloadable for free.



Schindler Management
Group Sales & Marketing E1
Zugerstrasse 13
6030 Ebikon
Switzerland

Phone: +41 41 445 31 31
Fax: +41 41 445 39 11

www.schindler.com

Schindler Your First Choice.

This publication is for general informational purposes only and we reserve the right at any time to alter the product design and specifications. No statement contained in this publication shall be construed as a warranty or condition, expressed or implied, as to any product, its fitness for any particular purpose, merchantability, quality or shall be interpreted as a term or condition of any agreement regarding the products or services contained in this publication. Minor differences between printed and actual colours may exist.